





**1.0 Riduttori - motoriduttori ortogonali O**  
**1.0 Helical bevelgearboxes and geared motors O**  
**1.0 Kegelradgetriebe - Kegelradgetriebemotoren O**

O


1.1	Caratteristiche tecniche	<i>Technical characteristics</i>	Technische Eigenschaften	C1
1.2	Designazione	<i>Designation</i>	Bezeichnungen	C2
1.2	Versioni	<i>Versions</i>	Ausführungen	C3
1.4	Lubrificazione	<i>Lubrication</i>	Schmierung	C9
1.5	Carichi radiali e assiali	<i>Axial and overhung loads</i>	Radiale und Axiale Belastungen	C12
1.6	Prestazioni riduttori	<i>Gearboxes performances</i>	Leistungen der Getriebe	C14
1.7	Prestazioni motoriduttori	<i>Gearmotors performances</i>	Leistungen der Getriebemotoren	C28
1.8	Dimensioni	<i>Dimensions</i>	Abmessungen	C44
1.9	Accessori	<i>Accessories</i>	Zubehör	C74



**63-71-90-112**



**80-100-125-140-160-180**



**132-150-170-190**

**1.1 Caratteristiche tecniche**

Questi prodotti sicuramente colpiscono per la robustezza, dovuta alla realizzazione della carcassa in struttura monolitica, che abbinata alla scelta tecnica di avere solo rapporti di riduzione ricavati da versioni a tre stadi di ingranaggi, collocano il prodotto finito in una alta fascia qualitativa e prestazionale.

- In opzione, sono sempre disponibili:
- il dispositivo antiretro, che impedisce l'inversione del moto per effetto del carico.
  - il calettatore, per fissaggi rigidi e precisi anche con molte inversioni di moto.
  - le bussole coniche, che uniscono ampia intercambiabilità con facilità di smontaggio.

**1.1 Technical characteristics**

*These new products strike for the robustness due to the realisation of the housing in monolithic structure which, combined to the technical choice to have only reduction ratio obtained from 3 gears stage, put the final product in a very high qualitative and performance band.*

- Also appreciated options are:*
- *the backstop device that prevents backdriving in case of incline conveyors.*
  - *the shrink disk for rigid and accurate mounting also with a lot start-up/hour.*
  - *the taper bushing join interchangeable with easy dismounting.*

**1.1 Technische Eigenschaften**

Diese neuen Produkte beindrucken sicherlich durch ihre Stärke, basierend auf einem monolithischen Gehäuse in Verbindung mit der technischen Entscheidung nur Untersetzungsverhältnisse mit dreistufigen Zahnradgetrieben zu verwenden, und führen somit zu einem hochwertigen und leistungsstarken Endprodukt.

- Als Option stehen jederzeit zur Verfügung:
- die Rücklaufsperr, die eine Richtungsänderung des Motors bei Beladung verhindert.
  - die Klemmen, für starre und präzise Befestigungen auch bei vielen Umkehrbewegungen
  - die konischen Buchsen, die sowohl eine allseitige Austauschbarkeit als auch eine leichte Demontage ermöglichen.



1.2 Designazione

1.2 Designation

1.2 Bezeichnung

Masc hine	Input Versio n	Output versio n	Size	Output Flange	Mounting Position Output Flange	Output Shaft	Shaft Diameter	Mount ing Shaft	Rotation Sense BSTOP	Mounting Device BSTOP	Shaft Arrage ment	Cooling fan	Reduction ratio	Input Shaft	Designazione Motori Designation Motors Bezeichnung Motoren	Mounting positions	Position Terminal Box	WEB: Reference Designation	
00 M	01 IV	02 OV	03 SIZE	04 OF	05 MPOF	06 OS	08 SD	09 MS	10 RS BSTOP	11 MD BSTOP	12 SA	13 CF	14 IR	16 IS		17 MP	19 PMT	CODE: Example of Order	
O	M	P F	63 71 80 90 100 112 125 132 140 150 160 170 180 190	— F1 F2 F3 P	— S	— C N B D DB CD FD FDB QL L	— Nessuna indicazione diametro standard  No indications standard diameter  Keine Angabe Standard-dur chmesser  Ø... Diametro foro opzionale  Optional hollow shaft diameter  Optionaler Hohlwellen durchmesse	— S	— O A	— S	— —	— —	— —	80B5 80B14 ...	—	M1 M2 M3 M4 M5 M6	1 2 3 4	↓	 OMP 71 C 1:37.0 80 B5
														—	Look CT 18				 OMP 90 1: 92.3 T 56 A 4 B5
	—													—	 ORP 63 P SC 1:27.4				
	—													Look CT 18	 OCP 112 C 1:57.1 T 56 A 4				

00 M - Macchina

M - Maschine

M - Getriebe



O

01 IV - Versione Entrata

IV - Input Version

IV - Antriebausführung

M	R	C	
			63
			71
			80
			90
			100
			112
			125
			132
			140
			150
			160
			170
			180
			190

Disponibile / available / verfügbar

Non disponibile / not available / nicht verfügbar



1.2 Designazione

02 OV - Versione Uscita

1.2 Designation

OV - Output Version

1.2 Bezeichnung

OV - Abtriebausführung

P - F

<b>P</b>		<b>63</b>
<b>P</b>		<b>71</b>
<b>F</b>		<b>90</b>
		<b>112</b>
<p><b>3-stages</b> Senso di rotazione Direction of rotation Drehrichtung</p>		

<b>P</b>		<b>80</b>
		<b>100</b>
		<b>125</b>
		<b>140</b>
<b>F</b>		<b>160</b>
		<b>180</b>
<p><b>2-stages</b> Senso di rotazione Direction of rotation Drehrichtung</p> <p>Senso di rotazione Direction of rotation Drehrichtung</p> <p>Only with OS=QL-L RSBSTOP=O - A - AR</p>		

<b>P</b>		<b>132</b>
		<b>150</b>
<b>F</b>		<b>170</b>
		<b>190</b>
<p><b>3-stages</b> Senso di rotazione Direction of rotation Drehrichtung</p>		

03 SIZE - Grandezza

SIZE - Size

SIZE - Größe

63	71	80	90	100	112	125	132	140	150	160	170	180	190
----	----	----	----	-----	-----	-----	-----	-----	-----	-----	-----	-----	-----

04 OF - Flangia Uscita

OF - Output Flange

OF - Flansche am Abtrieb

	<b>F.</b>	<b>P</b>
—	Flangia Uscita F. / Output Flange F./ Flansche am Abtrieb F.	Flangia Uscita P / Output Flange P/ Flansche am Abtrieb P
Senza Flangia Without Flange Ohne Flansche		

05 MPOF - Lato Flangia Uscita

MPOF - Mounting Position Output Flange

MPOF - Montageseite Abtriebsflansch

— Nessuna indicazione = flangia uscita con montaggio destro.  
**S** = flange uscita con montaggio sinistro.

— No indication (standard) = output flange on right side;  
**S** = output flange on left side.

— Keine Angabe (Standard) = Abtriebsflansch rechts.  
**S** = Abtriebsflansch links.

—	Flangia in uscita a destra Output flange on right side Flansch am Abtriebe rechts			
<b>S</b>	Flangia in uscita a sinistra Output flange on left side Flansch am Abtrieb links			

63-71-90-112

80-100-125-140-160-180

132-150-170-190



1.2 Designazione

1.2 Designation

1.2 Bezeichnung

06 OS - Estremità uscita

OS - Output shaft

OS - Wellenende - Abtrieb



— Nessuna indicazione = albero forato;  
**C** = albero forato con calettatore  
**N** = Sporgente Integrale  
**B** = albero bisporgente integrale  
**D** = Sporgente Scanalato  
**DB** = Bisporgente integrale Scanalato  
**CD** = Albero forato Scanalato  
**FD** = Flangia brocciata  
**FDB** = Flangia brocciata  
 Bisporgente  
**QL** = Quick Locking  
**L** = Predisposizione "Quick Locking "

— No indication = shaft with keyway;  
**C** = hollow shaft with shrink disk  
**N** = Output shaft  
**B** = Double integral output shaft  
**D** = Splined output shaft  
**DB** = Double splined shaft  
**CD** = Splined hollow shaft  
**FD** = Broached flange  
**FDB** = Double broached flange  
**QL** = Quick Locking  
**L** = Adjustment "Quick Locking "

— Keine Angabe = Hohlwelle mit Paßfedernut  
**C** = Hohlwelle mit Schrumpfscheibe  
**N** = Holwelle mit Wellenende  
**B** = Doppeltem Integralwelle  
**D** = Abtriebswelle mit Keilende  
**DB** = Doppelseitig verzahnte Welle  
**CD** = Verzahnte Hohlwelle  
**FD** = Geräumtem Flansch  
**FDB** = Geräumter Doppelflansch  
**QL** = Quick Locking  
**L** = Vorbereitung "Quick Locking "

08 SD - Diametro albero

SD - Shaft diameter

SD - Durchmesser Abtriebswelle

— Nessuna indicazione = diametro standard;  
**diametro opzionale** = vedi tabella.

— No indications = standard diameter;  
**optional diameter** = see table.

— Keine Angabe = Standard-durchmesser  
**Optionaler durchmesser** = siehe Tabelle.

	Standard	Optional	Standard	Optional	Standard	Optional	Standard	Standard	Standard	Standard	Standard
	—	∅...	—	∅...	(standard) ∅... (Optional)	(standard) ∅... (Optional)	—	—	—	—	—
<b>63</b>	(∅ 30)	∅ 25 ∅ 28	(∅ 30)	not available	(∅ 30 Standard)		(DIN 5482 35 x 31)	(DIN 5482 28 x 25)	(DIN 5482 35 x 31)		
<b>71</b>	(∅ 35)	∅ 30 ∅ 32	(∅ 35)		(∅ 35 Standard)		(DIN 5482 35 x 31)	(DIN 5482 35 x 31)	(DIN 5482 35 x 31)		
<b>80</b>	(∅ 32)	∅ 30 ∅ 35	(∅ 35)		(∅ 32 Standard)		(DIN 5482 40 x 36)	(DIN 5482 35 x 31)	(DIN 5482 40 x 36)		
<b>90</b>	(∅ 40)	∅ 42 ∅ 45 ∅ 48	(∅ 40)		(∅ 40 Standard)		(DIN 5482 40 x 36)	(DIN 5482 40 x 36)	(DIN 5482 40 x 36)		
<b>100</b>	(∅ 45)	∅ 40 ∅ 50	(∅ 45)		(∅ 45 Standard)		(DIN 5482 58 x 53)	(DIN 5482 45 x 41)	(DIN 5482 58 x 53)		
<b>112</b>	(∅ 50)	∅ 55	(∅ 50)		(∅ 50 Standard)		(DIN 5482 58 x 53)	(DIN 5482 50 x 45)	(DIN 5482 58 x 53)		
<b>125</b>	(∅ 55)	∅ 50 ∅ 60	(∅ 55)		(∅ 55 Standard)		(DIN 5482 70 x 64)	(DIN 5482 55 x 50)	(DIN 5482 70 x 64)		
<b>132</b>	(∅ 60)	∅ 70	(∅ 60)	∅70	(∅ 60 Standard) ∅70 (Optional)		(FIAT 70)	(DIN 5482 70 x 64)	(FIAT 70)		
<b>140</b>	(∅ 70)	∅ 60	(∅ 70)	not available	(∅ 70 Standard)		(FIAT 70)	(DIN 5482 70 x 64)	(FIAT 70)		
<b>150</b>	(∅ 70)	∅ 80	(∅ 70)	∅80	(∅ 70 Standard) ∅80 (Optional)		(FIAT 80)	(DIN 5482 80 x 74)	(FIAT 80)		
<b>160</b> <b>170</b>	(∅ 90)	not available	(∅ 90)	not available	(∅ 90 Standard)		(FIAT 95)	(DIN 5482 90 x 84)	(FIAT 95)		
<b>180</b> <b>190</b>	(∅ 100)	not available	(∅ 100)		(∅ 100 Standard)		(DIN 5480 105 x 80)	(DIN 5482 100 x 94)	(DIN 5480 105 x 80)		



### 1.2 Designazione

### 1.2 Designation

### 1.2 Bezeichnung

**08**SD - Diametro albero



**SD** - Shaft diameter

**SD** - Durchmesser Abtriebswelle

diametro = vedi tabella.

diameter = see table.

Durchmesser = siehe Tabelle.

Grandezza Size Größe		
<b>71</b>	∅ 20 - ∅ 25 - ∅ 30	Contattare nostro ufficio tecnico commerciale Please, contact our technical sales dept. Bitte setzen Sie sich mit unserer technischen Abteilung in Verbindung
<b>80</b>		
<b>90</b>	∅ 25 - ∅ 30 - ∅ 35 - ∅ 38 - ∅ 40 - ∅ 42 - ∅ 45 - ∅ 48	
<b>100</b>		
<b>112</b>	∅ 30 - ∅ 35 - ∅ 40 - ∅ 45 - ∅ 50	
<b>125</b>	∅ 35 - ∅ 40 - ∅ 45 - ∅ 48 - ∅ 50 - ∅ 55	
<b>132</b>	∅ 40 - ∅ 45 - ∅ 50 - ∅ 55 - ∅ 60 - ∅ 65	
<b>140</b>		
<b>150</b>	∅ 45 - ∅ 50 - ∅ 55 - ∅ 60 - ∅ 65 - ∅ 70 - ∅ 75	
<b>160</b>	∅ 55 - ∅ 60 - ∅ 65 - ∅ 70 - ∅ 75 - ∅ 80	
<b>170</b>		
<b>180</b>	∅ 70 - ∅ 75 - ∅ 80 - ∅ 85 - ∅ 90	
<b>190</b>		

**09**MS - Posizione Albero


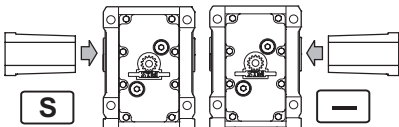

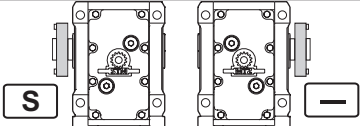

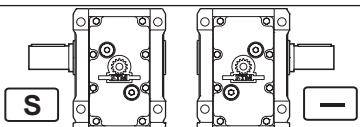

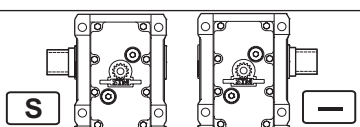

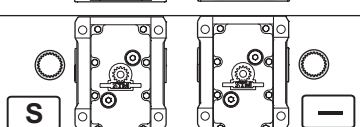

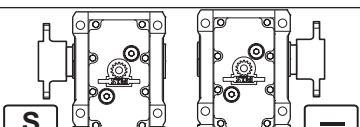
**MS** - Mounting Shaft

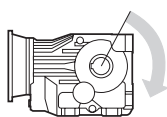
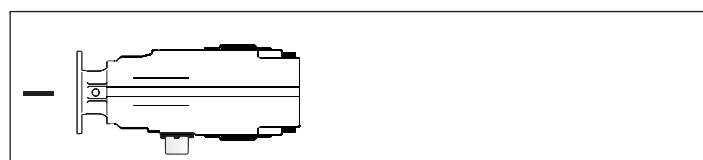
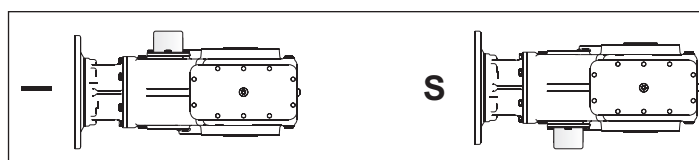
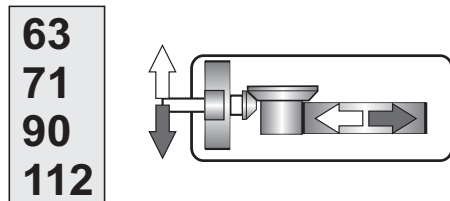
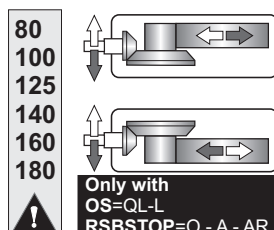
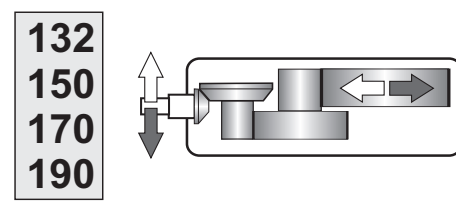
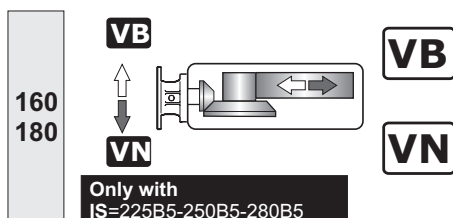
**MS** - Montageposition Welle

— Nessuna indicazione = lato destro (standard);  
**S** = lato sinistro, montaggio dalla parte opposta (opzionale).

— No indication (standard) = on right side;  
**S** = on left side, on the opposite.

— Keine Angabe (Standard) = rechts;  
**S** = links.

Quick Locking		<div style="display: flex; align-items: center;"> <div style="border: 1px solid black; padding: 2px; margin-right: 10px;">132-150-170-190 80-100-125-140-160-180</div>  <div style="border: 1px solid black; padding: 2px; margin-left: 10px;">71-90-112</div> </div> <div style="border: 1px solid black; padding: 2px; margin-top: 5px; text-align: center;">             80-100-125-140-160-180              Only with              OS=QL-L              RSBSTOP=O - A - AR         </div>
Albero forato con calettatore Hollow shaft with shrink disc Holwelle mit Schrumpfscheibe		
Sporgente Integrale Output shaft Holwelle mit Wellenende		
Sporgente Scanalato Splined output shaft Abtriebswelle mit Keilende		
Albero forato Scanalato Splined hollow shaft Verzahnte Holwelle		
Flangia brocciata Broached flange Geräumtem Flansch		

**1.2 Designazione****10 RSBSTOP** - Senso di rotazione (valido solo se richiesto dispositivo antiretro)**O** = ORARIO (il riduttore può ruotare solo in senso orario visto dal lato destro come in figura);  
**A** = ANTIORARIO.**AR**=Riduttore è predisposto con antiretro.**11 MDBSTOP** - Posizione antiretro— Nessuna indicazione = (standard);  
**S** = montaggio dalla parte opposta (opzionale).  
N.B.  
only 132-150-170-190**80-100-125-140-160-180****1.2 Designation****RSBSTOP** - *Rotation sense (only necessary for solution with backstop device)***O** = *CLOCKWISE (looking at the gearbox from the perspective shown below).*  
**A** = *ANTICLOCKWISE.***AR**=Gearbox is Adjustment with backstop.**MDBSTOP** - *Mounting backstop device*— *No indication = (standard);*  
**S** = *on the opposite.*  
N.B.  
solo 132-150-170-190**132-150-170-190****1.2 Bezeichnung****RSBSTOP** - *Drehrichtung (Nur bei Ausföhrungen mit R¼cklaufsperr)***O** = im Uhrzeigersinn (bei Betrachtung des Getriebes aus der unten dargestellten Perspektive);  
**A** = Gegen den Uhrzeigersinn.**AR**=Der Getriebe wird mit der R¼cklaufsperr vorbereitet.**MDBSTOP** - *Montageposition R¼cklaufsperr)*— Keine Angabe = (Standard);  
**S** =Gegenteile.  
N.B.  
nur 132-150-170-190**12 SA** - Esecuzione grafica— Nessuna indicazione = Come in figura (Standard);  
NB:  
Solo per le grandezze **80-100-125-132-140-150-160-170-180-190** è possibile concordare una esecuzione speciale con nostro Ufficio Commerciale.**SA** - *Shaft arrangement*— *No indication=Like a picture (standard);*  
NB:  
Only for sizes **80-100-125-132-140-150-160-170-180-190** is available to agree a special arrangement with our sales dept.**SA** - *Grafische Ausföhrung*— Keine Mitteilung= wie hier bezeichnet (Standard)  
Wichtig:  
Nur fuer die Groessen **80-100-125-132-140-150-160-170-180-190** kann man eine Sonderausföhrung mit unserer Verkaufsabteilung besprechen.**13 CF** - Ventole di raffreddamento**CF** - *Cooling fans***A Richiesta** - Sono normalmente applicate su riduttori con un solo senso di rotazione. Indicare nella richiesta il senso di rotazione riferendosi all'albero veloce (freccia nera - **VN** e freccia bianca **VB**)**On Request** - They are usually applied on gearboxes with one direction of rotation. Specify the required direction of rotation referring to input shaft (black arrow - **VN** and white arrow - **VB**)**Auf Anfrage** - Sie werden ¼blicherweise bei Getrieben mit einer Drehrichtung verwendet. Geben Sie die gew¼nschte Drehrichtung in Bezug auf die Antriebswelle an (schwarzer Pfeil - **VN** und weiÙer Pfeil **VB**)**CF** - *K¼hlfl¼terr¼der***14 IR** - Rapporto di riduzione

(Vedi prestazioni). Tutti i valori dei rapporti sono approssimati. Per applicazioni dove necessita il valore esatto consultare il ns. servizio tecnico.

**IR** - *Reduction ratio*

(See ratings). Ratios are approximate values. If you need exact values for a specific application, please contact our Engineering.

**IR** - *¼bersetzungsverh¼ltnis*

(Siehe "Leistungen"). Bei allen Werten der ¼bersetzungen handelt es sich um approximative Wertangaben. Bei Applikationen, bei denen die exakte Wertangabe erforderlich ist, muss unser Technischer Kundendienst konsultiert werden.



## 1.2 Designazione

### 16 IS - Albero Entrata

Nella tab. sono riportate le grandezze motore accoppiabili (IEC) unitamente alle dimensioni albero/flangia motore standard

Legenda:

11/140 (B5): combinazioni albero/flangia standard

11/120 : combinazioni albero/flangia a richiesta

## 1.2 Designation

### IS - Input Shaft

In table the possible shaft/flange dimensions IEC standard are listed.

Key:

11/140 : standard shaft/flange combination

11/120 : shaft/flange combinations upon request

## 1.2 Bezeichnung

### IS - Antriebswelle

In Tabelle sind die möglichen Welle/Flansch-Abmessungen IEC-Standard aufgelistet.

Legende:

11/140 : Standardkombinationen Welle/Flansch

11/120 : Sonderkombinationen Welle/Flansch

### Possibili accoppiamenti con motori IEC - Possible couplings with IEC motors - Mögliche Verbindungen mit IEC-Motoren

	IEC	OM
		ir (Tutti / All / Alle)
63	63	11/140 (B5)
	71	14/160 (B5)
	80	19/200 (B5) - 19/120 (B14) - 19/160 - 19/140
	90	24/200 (B5) - 24/140 (B14) - 24/160 - 24/120
	100-112	28/250 (B5) - 28/160 (B14)
71	63	11/140 (B5)
	71	14/160 (B5) - 14/200 - 14/140 - 14/120
	80	19/200 (B5) - 19/120 (B14) - 19/160 - 19/140
	90	24/200 (B5) - 24/140 (B14) - 24/160 - 24/120
	100-112	28/250 (B5) - 28/160 (B14)
80	71	14/160 (B5) - 14/250 - 14/200 - 14/140 - 14/120
	80	19/200 (B5) - 19/120 (B14) - 19/250 - 19/160 - 19/140
	90	24/200 (B5) - 24/140 (B14) - 24/250 - 24/160 - 24/120
	100-112	28/250 (B5) - 28/160 (B14) - 28/200 - 28/140 - 28/120
90	71	14/160 (B5)
	80	19/200 (B5) - 19/120 (B14) - 19/160 - 19/140
	90	24/200 (B5) - 24/140 (B14) - 24/300 - 24/250 - 24/160 - 24/120
	100-112	28/250 (B5) - 28/160 (B14) - 28/200 - 28/300
	132	38/300 (B5) - 38/200 (B14) - 38/250
100	80	19/200 (B5) - 19/300 - 19/250
	90	24/200 (B5) - 24/300 - 24/250
	100-112	28/250 (B5) - 28/300 - 28/200
	132	38/300 (B5) - 38/200 (B14) - 38/250
112	80	19/200 (B5)
	90	24/200 (B5)
	100-112	28/250 (B5) - 28/350 - 28/300
	132	38/300 (B5) - 38/350 - 38/250
125	160	42/350 (B5) - 42/300 - 42/250
	80	19/200 (B5)
	90	24/200 (B5) - 24/300 - 24/250
	100-112	28/250 (B5) - 28/300 - 28/200
	132	38/300 (B5) - 38/200 (B14) - 38/250
132	160*	42/350 (B5)
	180*	48/350 (B5)
	80	19/200 (B5)
	90	24/200 (B5) - 24/300 - 24/250
140	100-112	28/250 (B5) - 28/300 - 28/200
	132	38/300 (B5) - 38/200 (B14) - 38/250
	160*	42/350 (B5)
	180*	48/350 (B5)
	200*	55/400 (B5)
150	100-112	28/250 (B5)
	132	38/300 (B5)
	160*	42/350 (B5)
	180*	48/350 (B5)
	200*	55/400 (B5)
160	132*	38/300 (B5)
	160*	42/350 (B5)
	180*	48/350 (B5)
	200*	55/400 (B5)
	225*	60/450 (B5) - (on request with fan)
170	250*	65/550 (B5) - (on request with fan)
	280*	75/550 (B5) - (on request with fan)
	100-112	28/250 (B5)
	132	38/300 (B5)
	160*	42/350 (B5)
180	180*	48/350 (B5)
	200*	55/400 (B5)
	225*	60/450 (B5)
	132*	38/300 (B5)
	160*	42/350 (B5)
190	180*	48/350 (B5)
	200*	55/400 (B5)
	225*	60/450 (B5)
	250*	65/550 (B5)
	132	38/300 (B5)

\* Tutti i PAM sono forniti con giunto ROTEX. Per i PAM segnati da asterisco vedere le prescrizioni (per prescrizioni di montaggio vedere sezione A paragrafo "Installazione" - 1.12)

\* All PAM configurations supplied with ROTEX coupling. Where PAM configuration is marked with an asterisk, see directions for mounting directions, see section A, paragraph "Installation" - 1.12)

\* Alle PAM werden sie mit Kupplung Typ ROTEX geliefert. Bei den mit einem Sternchen gekennzeichneten PAM siehe Vorgaben (hinsichtlich Montagegenauigkeit siehe Abschnitt A im Paragraph "Einbau" - 1.12).



**Posizione morsetti - Vedere - 19 - PMT - Pagina C8**  
**Terminal board position - Look - 19 - PMT - Page C8**  
**Lage des Klemmenkastens - Siehe - 19 - PMT - Auf Seite C8**

Designazione motore elettrico  
 Se è richiesto un motoriduttore completo di motore è necessario riportare la designazione di quest'ultimo.  
 A tale proposito consultare il ns. catalogo dei motori elettrici Electronic Line.

Electric motor designation  
 For applications requiring a gearmotor, motor designation must be specified. To this end, please refer to our Electronic Line electric motor catalogue.

Bezeichnung des Elektromotors  
 Wird ein Getriebemotor komplett mit Elektromotor angefordert, müssen dessen Daten angegeben werden.  
 Diesbezüglich verweisen wir auf unseren Katalog der Elektromotoren "Electronic Line".



**1.2 Designazione**

**1.2 Designation**

**1.2 Bezeichnung**

**16 IS - Albero Entrata**

**IS - Input Shaft**

**IS - Antriebswelle**

— Nessuna indicazione = diametro standard;

— No indications = standard diameter;

— Keine Angabe = Standard-durchmesser

OR		<b>63</b>	<b>71</b>	<b>80</b>	<b>90</b>	<b>100</b>	<b>112</b>	<b>125</b>	<b>132</b>	<b>140</b>	<b>150</b>	<b>160</b>	<b>170</b>	<b>180</b>	<b>190</b>
		(∅ 16)	(∅ 16)	(∅ 19)	(∅ 19)	(∅ 24)	(∅ 24)	(∅ 28)	(∅ 32)	(∅ 38)	(∅ 42)	*	(∅ 50)	*	(∅ 60)

\*Contattare il ns. servizio tecnico / Contact our technical dept / Wenden Sie sich an unseren technischen Service

**17 MP - Posizioni di montaggio**

**MP - Mounting positions**

**MP - Einbaulagen**

[M2, M3, M4, M5, M6] Posizioni di montaggio con indicazione dei tappi di livello, carico e scarico; se non specificato si considera standard la posizione M1 (vedi par. 1.4)

[M2, M3, M4, M5, M6] Mounting position with indication of breather level and drain plugs; if not specified, standard position is M1 (see par. 1.4).

Montageposition [M2, M3, M4, M5, M6] mit Angabe von . Entlüftung, Schaugläsern und Ablasschraube. Wenn nicht näher spezifiziert, wird die Standard - position M1 zugrunde gelegt (s. Abschnitt 1.4).

**18 OPT-ACC. - Opzioni**

**OPT-ACC - Options**

**OPT-ACC. - Optionen**

vedi par. 1.9 see pa. 1.9 s. Abschnitt 1.9	ACC1	<b>AL</b>	Alberi lenti - AL	Output shafts - AL	Abtriebswellen - AL
		<b>PROT.</b>	Coperchio di protezione	Protection cover	Schutzvorrichtungdeckel
		<b>FF</b>	FF - Kit	FF - Kit	FF - Kit
		<b>RR</b>	Kit rosetta di montaggio	Mounting washer kit	Kit Montagescheibe
	ACC3	<b>BRS_VKL</b>	Braccio Reazione Semplice_con boccola_VKL	Torque arm - Single_with VKL_bushing	Drehmomentstütze - Normal_mit VKL - Buchse
vedi Sezione A-1.12 see Section A-1.12 s. Abschnitt A-1.12	OPT.	<b>OPT</b>	Materiale degli anelli di tenuta	Materials of Seals	Dichtungsstoffe
		<b>OPT1</b>	Stato fornitura olio	Scope of the supply - Options - OIL	Optionen - Lieferzustand - Optionen - Öl
		<b>OPT2</b>	Verniciatura	Painting and surface protection	Lackierung und Oberflächenschutz

**Nota BRS\_VKL**  
E' possibile montare il braccio di reazione solo sulle versioni flangiate .

**Note BRS\_VKL**  
Only to flange casing is possible to mount a torque arm

**HINWEIS BRS\_VKL**  
Man kann die Drehmomentstuetze nur bei den Versionen mit Flansch anbauen.

**19 PMT - Posizioni della Morsettiera**

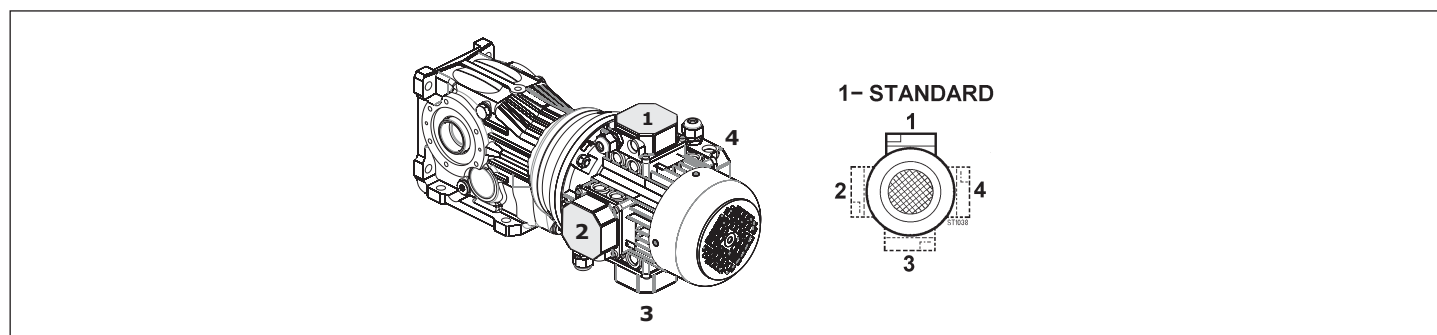
**PMT - Position Terminal Box**

**PMT - Montagposition Klemmenkasten**

[2, 3, 4] Posizione della morsettiera del motore se diversa da quella standard (1).

[2, 3, 4] Position of the motor terminal box if different from the standard one (1).

Montageposition Klemmenkasten [2, 3, 4], wenn abweichend von Standardposition [1] (für Motorgetriebe).







1.4 Lubrificazione

1.4 Lubrication

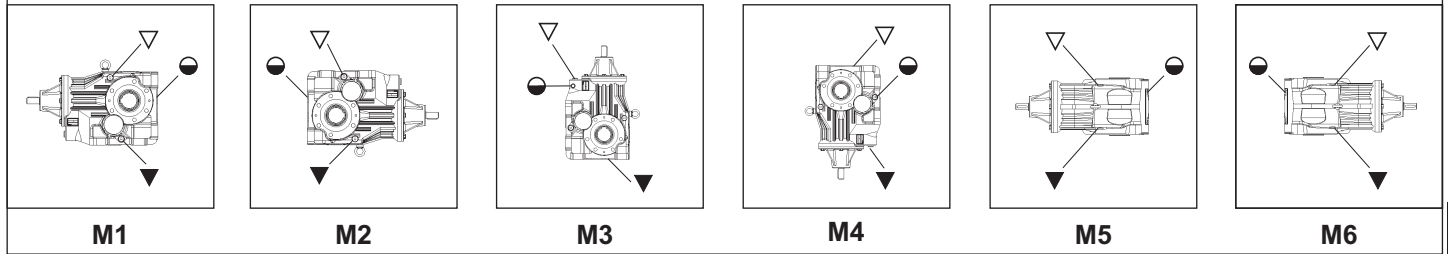
1.4 Schmierung



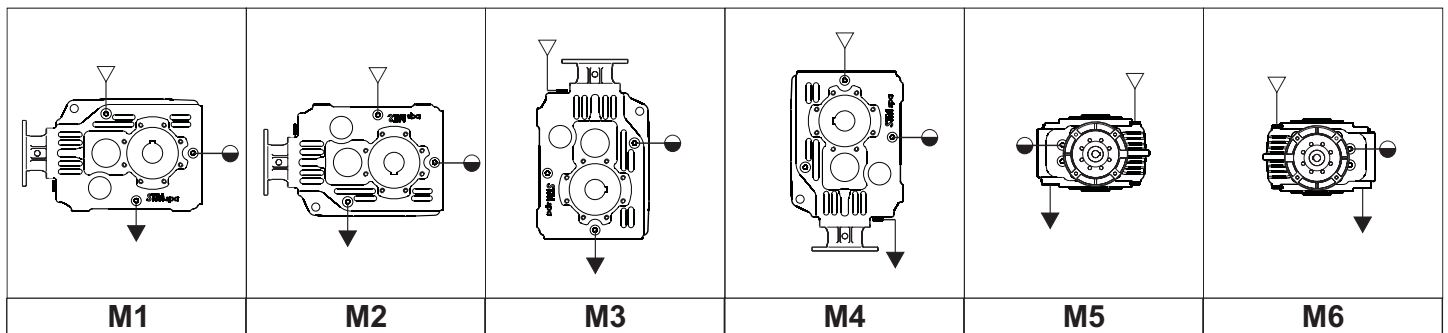
Posizioni di montaggio  
Mounting positions  
Montagepositionen



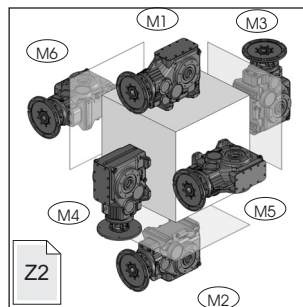
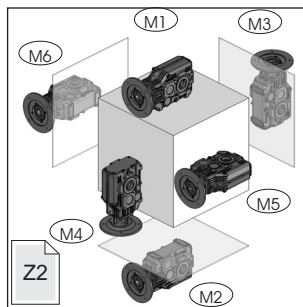
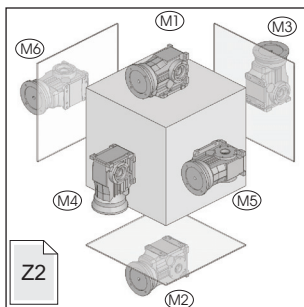
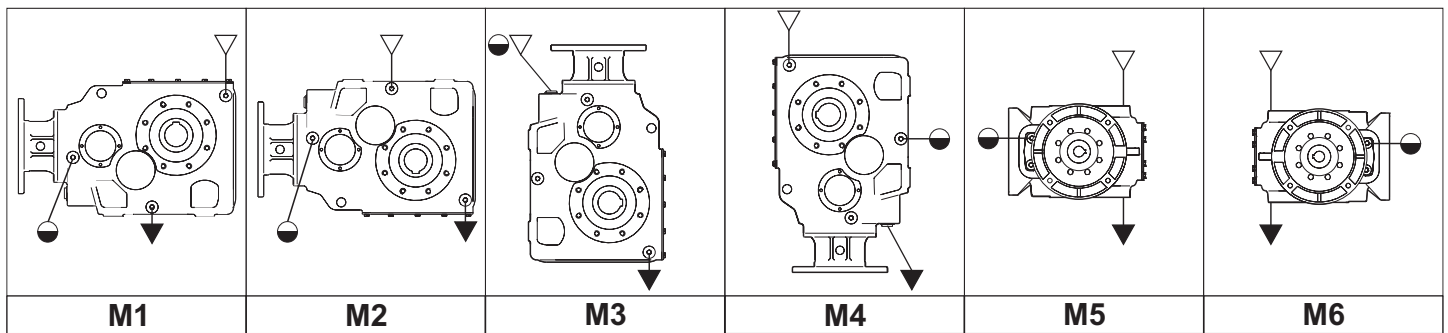
63 - 71 - 90 - 112



80 - 100 - 125 - 140 - 160 - 180



132 - 150 - 170 - 190



- ▽ Carico / Breather plug / Nachfüllen - Entlüftung
- Livello / Level plug / Pegel
- ▼ Scarico / Drain plug / Auslauf



## 1.4 Lubrificazione

## 1.4 Lubrication

## 1.4 Schmierung

Posizioni di montaggio - Mounting positions - Montagepositionen				
	Posizioni Positions Positionen	Prescrizioni da indicare in fase d'ordine Ordering requirements Anforderungen bei der Bestellung		
		63		Non necessaria Not necessary Nicht erforderlich
OR OM OC	71	M1-M2 M3-M4 M5-M6	Necessaria Necessary Erforderlich	
	80			
	90			
	100			
	112			
	125			
	132			
	140			
	150			
	160			
	170			
	180			
	190			

**TARGHETTA - RIDUTTORE****NON NECESSARIA**

Indicata sempre nella targhetta del riduttore la posizione di montaggio "M1".

**NECESSARIA**

La posizione richiesta è indicata nella targhetta del riduttore

**Identification Plate - Gearbox****NOT NECESSARY**

The mounting position is always indicated on the nameplate "M1".

**NECESSARY**

The indication it on the label of the gearbox

**Typeschild - Getriebe****NICHT ERFORDERLICH**

Die Einbaulage ist immer auf dem Typenschild angegeben "M1".

**ERFORDERLICH**

Findet man die angefragte Position auf dem Typenschild des Getriebe



1.4 Lubrificazione

1.4 Lubrication

1.4 Schmierung

Lub	Quantità di lubrificante - Lubricant Quantity - Schmiermittelmenge - [Kg]								OPT1	Tappi-Plug-Stopfen		
		M1	M2	M3	M4	M5	M6		N°	Diameter	Type	
OR OM OC	63	WITH ANTIRUN BACK DEVICE	1.260	1.260	1.260	1.260	1.260	1.260	INOIL_STD	1	1/4"	
		WITHOUT ANTIRUN BACK DEVICE	1.300	1.300	1.300	1.300	1.300	1.300				
	71	WITH ANTIRUN BACK DEVICE	1.350	1.250	1.850	1.550	1.700	1.700		1	1/4"	
		WITHOUT ANTIRUN BACK DEVICE	1.350	1.250	1.950	1.550	1.700	1.700				
	80	—	1.000	1.000	1.400	1.200	1.300	1.300	OUTOIL	8	1/4"	
	90	WITH ANTIRUN BACK DEVICE	2.700	2.700	3.600	2.700	2.700	2.700				
		WITHOUT ANTIRUN BACK DEVICE	3.000	3.000	3.850	3.000	3.000	3.000				
	100	—	2.200	2.200	2.500	2.500	2.600	2.600		8	1/4"	
	112	WITH ANTIRUN BACK DEVICE	5.000	5.000	7.500	5.000	5.000	5.000				
		WITHOUT ANTIRUN BACK DEVICE	5.500	5.500	8.200	5.500	5.500	5.500				
	125	—	4.000	4.000	4.400	4.400	4.500	4.500		8	3/8"	
	132	—	8.000	8.000	14.00	7.500	11.00	11.00		8	1/2"	
	140	—	9.100	9.100	10.20	10.50	13.30	13.30		8	1/2"	
	150	—	11.00	11.00	21.00	12.00	16.50	16.50		8	1/2"	
	160	—	12.00	14.00	17.00	13.00	18.00	18.00		8	1/2"	
	170	—	17.00	17.00	33.00	17.00	24.50	24.50		8	1/2"	
	180	—	16.50	18.00	22.50	17.00	24.50	24.50	8	1/2"		
	190	—	23.00	25.00	43.80	25.00	33.00	33.00	8	1/2"		



Quantità indicative; durante il riempimento attenersi alla spia di livello.

Indicative quantities, check the oil sight glass during filling.

Richtungsweisende Mengen, bei der Auffüllung auf das Füllstand-Kontrollfenster Bezug nehmen.



**Attenzione !:** Il tappo di sfiato è allegato solo nei riduttori che hanno più di un tappo olio

**Warning!:** A breather plug is supplied only with worm gearboxes that have more than one oil plug

**Achtung!:** Der Entlüftungsstopfen ist lediglich bei den Getrieben vorhanden, die über mehr als einen Ölfüllstopfen verfügen

**Nota:** Se in fase d'ordine la posizione di montaggio è omessa, il riduttore verrà fornito con i tappi predisposti per la posizione M1.

**Note:** If the mounting position is not specified in the order, the worm gearbox supplied will have plugs pre-arranged for position M1.

**Anmerkung:** Sollte in der Auftragsphase die Einbaulage nicht angegeben werden, wird das Getriebe mit Stopfen für die Einbaulage M1.

Eventuali forniture con predisposizioni tappi diverse da quella indicata in tabella, dovranno essere concordate.

*The supply of gearboxes with different plug pre-arrangements has to be agreed with the manufacturer.*

Lieferungen, die eine Auslegung hinsichtlich der Stopfen aufweisen, die von den Angaben in der Tabelle abweichen, müssen vorab vereinbart werden..



### 1.5 Carichi radiali e assiali

Quando la trasmissione del moto avviene tramite meccanismi che generano carichi radiali sull'estremità dell'albero, è necessario verificare che i valori risultanti non eccedano quelli indicati nelle tabelle.

Nella Tab. 3.4 sono riportati i valori dei carichi radiali ammissibili per l'albero veloce ( $Fr_1$ ). Come carico assiale ammissibile contemporaneo si ha:

$$Fa_1 = 0.2 \times Fr_1$$

Tab. 3.4

### 1.5 Axial and overhung load

*Should transmission movement determine radial loads on the angular shaft end, it is necessary to make sure that resulting values do not exceed the ones indicated in the tables.*

*In Table 3.4 permissible radial load for input shaft are listed ( $Fr_1$ ). Contemporary permissible axial load is given by the following formula:*

$$Fa_1 = 0.2 \times Fr_1$$

### 1.5 Radiale und axiale Belastungen

Wird das Wellenende auch durch Radialkräfte belastet, so muß sichergestellt werden, daß die resultierenden Werte die in der Tabelle angegebenen nicht überschreiten.

In Tabelle 3.4 sind die Werte der zulässigen Radialbelastungen für die Antriebswelle ( $Fr_1$ ) angegeben. Die Axialbelastung beträgt dann:

$$Fa_1 = 0.2 \times Fr_1$$

63 - 71 - 80 - 90 - 100 - 112 - 125							
$n_1$ [min <sup>-1</sup> ]	$Fr_1$ [N]						
	OR .						
	63	71	80	90	100	112	125
2800	320	430	450	520	650	600	800
1400	400	550	550	700	800	800	1000
900	450	600	600	800	900	920	1200
500	500	850	850	1100	1000	1300	1600

132 - 140 - 150 - 160 - 170 - 180 - 190							
$n_1$ [min <sup>-1</sup> ]	$Fr_1$ [N]						
	OR .						
	132	140	150	160	170	180	190
2800	1100	1500	1800	Contattare il ns. servizio tecnico / Contact our technical dept / Wenden Sie sich an unseren technischen Service	2800	Contattare il ns. servizio tecnico / Contact our technical dept / Wenden Sie sich an unseren technischen Service	4300
1400	1500	2000	2600		4400		6400
900	2200	2500	3200		4800		7000
500	2800	3000	3800		5500		7500

In Tab. 3.5 sono riportati i valori dei carichi radiali ammissibili per l'albero lento ( $Fr_2$ ). Come carico assiale ammissibile contemporaneo si ha:

$$Fa_2 = 0.2 \times Fr_2$$

*In Table 3.5 permissible radial loads for output shaft are listed ( $Fr_2$ ). Permissible axial load is given by the following formula:*

$$Fa_2 = 0.2 \times Fr_2$$

In Tabelle 3.5 sind die Werte der zulässigen Radialbelastungen für die Abtriebswelle ( $Fr_2$ ) angegeben. Als zulässige Axialbelastung gilt:

$$Fa_2 = 0.2 \times Fr_2$$



1.5 Carichi radiali e assiali

1.5 Axial and overhung load

1.5 Radiale und axiale Belastungen

Tab. 3.5

63 - 71 - 80 - 90 - 100 - 112 - 125							
Fr <sub>2</sub> [N]							
n <sub>2</sub> [min <sup>-1</sup> ]	63	71	80	90	100	112	125
400	1500	2900	5000	9000	8000	11000	12500
320	1750	3000	5500	10000	9000	11500	14000
260	1950	3300	6000	10600	10000	12000	16000
200	2050	3600	6000	11400	10000	12500	16000
160	2250	3700	6000	12000	10000	13200	16000
125	2400	4050	6000	12500	10000	13300	16000
90	2750	4400	6500	13500	10000	15000	16000
60	2900	4800	7100	13500	10600	16600	17000
40	3300	5300	7500	13500	11800	17500	19000
25	4000	6500	8000	13500	12500	17500	20000
16	4500	6500	8000	13500	12500	17500	20000
10	5300	6500	8000	13500	12500	17500	20000
5	6400	6500	8000	13500	12500	17500	20000

132 - 140 - 150 - 160 - 170 - 180 - 190					
Fr <sub>2</sub> [N]					
n <sub>2</sub> [min <sup>-1</sup> ]	132	140	150	160 - 170	180 - 190
320	13500	14000	17500	19400	25200
250	15500	16000	19200	21100	27800
200	16500	18000	20500	23300	29500
160	17500	18500	22100	24800	32000
112	19000	20000	23500	27000	35200
63	23000	28000	27500	34200	44600
36	29000	30000	34000	41000	53200
<12.5	32500	35000	43000	57000	65000

I carichi radiali indicati nelle tabelle si intendono applicati a metà della sporgenza dell'albero lento standard (vedi fig. 2.6) e sono riferiti ai riduttori operanti con fattore di servizio 1.

Valori intermedi relativi a velocità non riportate possono essere ottenuti per interpolazione considerando però che Fr<sub>1</sub> a 500 min<sup>-1</sup> e Fr<sub>2</sub> a 5 min<sup>-1</sup> rappresentano i carichi massimi consentiti. Per i carichi non agenti sulla mezzeria dell'albero lento o veloce si ha:

- a 0.3 della sporgenza:  $F_{rx} = 1.25 \times F_{r1-2}$
- a 0.8 della sporgenza:  $F_{rx} = 0.8 \times F_{r1-2}$

The radial loads shown in the tables are applied on the middle of standard shaft extensions (see fig. 2.6). Base of these values is a service factor 1.

Values for speeds that are not listed can be obtained through interpolation but it must be considered that Fr<sub>1</sub> at 500 min<sup>-1</sup> and Fr<sub>2</sub> at 5 min<sup>-1</sup> represent the maximum allowable loads.

For radial loads which are not applied on the middle of the shafts, the following values can be calculated:

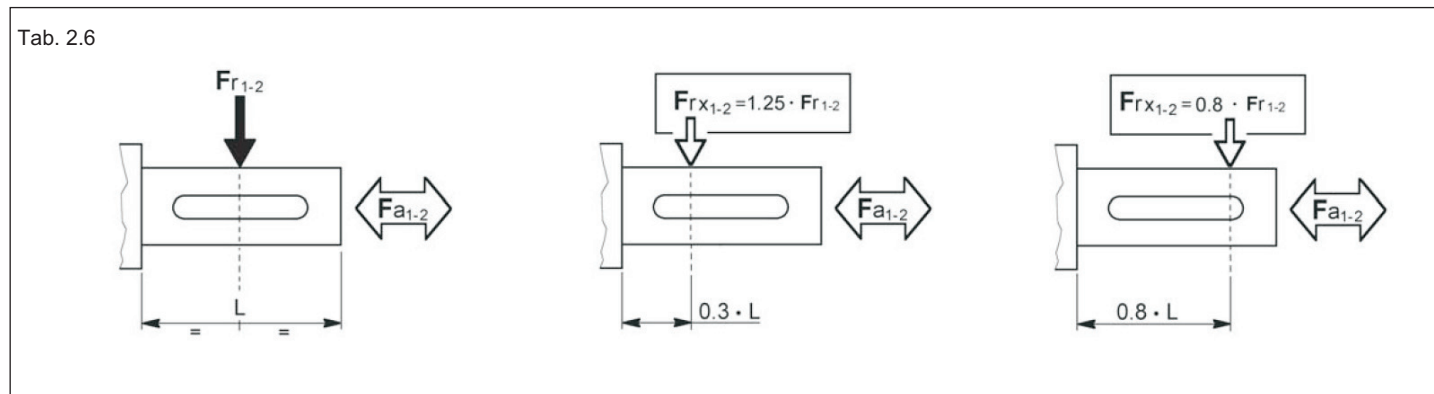
- at 0.3 from extension:  $F_{rx} = 1.25 \times F_{r1-2}$
- at 0.8 from extension:  $F_{rx} = 0.8 \times F_{r1-2}$

Bei den in der Tabelle angegebenen Radialbelastungen wird eine Kräfteinwirkung auf die Mitte der Standardwelle (s. A. 2.6) angenommen; außerdem wird ein Betriebsfaktor 1 zugrunde gelegt. Zwischenwerte für nicht aufgeführte Drehzahlen können durch Interpolation ermittelt werden. Hierbei ist jedoch zu berücksichtigen, daß Fr<sub>1</sub> bei 500 min<sup>-1</sup> und für Fr<sub>2max</sub> bei 5 min<sup>-1</sup> die maximal zulässigen Belastungen repräsentieren.

Ist die Einwirkung der Radialkraft nicht in der Mitte der Welle, so können die zulässigen Radiallasten folgendermaßen ermittelt werden:

- 0.3 vom Wellenabsatz entfernt:  $F_{rx} = 1.25 \times F_{r1-2}$
- 0.8 vom Wellenabsatz entfernt:  $F_{rx} = 0.8 \times F_{r1-2}$

Tab. 2.6





OR 63



10.5

ir	$n_1 = 2800 \text{ min}^{-1}$				$n_1 = 1400 \text{ min}^{-1}$				$n_1 = 900 \text{ min}^{-1}$				$n_1 = 500 \text{ min}^{-1}$				IEC
	$n_2$	$T_{2M}$	P	RD	$n_2$	$T_{2M}$	P	RD	$n_2$	$T_{2M}$	P	RD	$n_2$	$T_{2M}$	P	RD	
	$\text{min}^{-1}$	Nm	kW	%	$\text{min}^{-1}$	Nm	kW	%	$\text{min}^{-1}$	Nm	kW	%	$\text{min}^{-1}$	Nm	kW	%	
7.9	354	140	5.8	90	177	170	3.5	90	114	190	2.5	90	63	200	1.5	90	112 B5 112 B14  100 B5 100 B14  90 B5 90 B14  80 B5 80 B14  71 B5  63 B5
10.3	272	150	4.7	90	136	185	2.9	90	88	200	2.0	90	49	215	1.2	90	
11.5	244	155	4.4	90	122	190	2.7	90	78	205	1.9	90	44	220	1.1	90	
13.3	211	175	4.3	90	105	220	2.7	90	68	235	1.9	90	38	245	1.1	90	
14.8	189	180	4.0	90	94	220	2.4	90	61	240	1.7	90	34	250	0.99	90	
17.2	163	185	3.5	90	82	220	2.1	90	52	245	1.5	90	29	255	0.86	90	
19.5	143	190	3.2	90	72	230	1.9	90	46	245	1.3	90	26	255	0.77	90	
23.7	118	220	3.0	90	59	240	1.6	90	38	260	1.1	90	21	270	0.66	90	
27.5	102	225	2.7	90	51	240	1.4	90	33	260	1.0	90	18.2	270	0.57	90	
31.2	90	230	2.4	90	45	240	1.3	90	29	260	0.88	90	16.0	270	0.50	90	
35.8	78	230	2.1	90	39	250	1.1	90	25	260	0.76	90	14.0	270	0.44	90	
44.6	63	230	1.7	90	31	250	0.90	90	20	260	0.61	90	11.2	270	0.35	90	
52.4	53	230	1.4	90	27	250	0.79	90	17.2	260	0.52	90	9.5	270	0.30	90	
69.0	41	230	1.1	90	20	250	0.58	90	13.0	260	0.39	90	7.2	270	0.23	90	
79.5	35	230	0.94	90	17.6	250	0.51	90	11.3	260	0.34	90	6.3	270	0.20	90	
90.6	31	200	0.72	90	15.4	230	0.41	90	9.9	250	0.29	90	5.5	265	0.17	90	
103.8	27	200	0.63	90	13.5	235	0.37	90	8.7	250	0.25	90	4.8	265	0.15	90	
129.3	22	200	0.51	90	10.8	240	0.30	90	7.0	260	0.21	90	3.9	270	0.12	90	
151.9	18.4	205	0.44	90	9.2	245	0.26	90	5.9	260	0.18	90	3.3	280	0.11	90	
200.1	14.0	210	0.34	90	7.0	250	0.20	90	4.5	260	0.14	90	2.5	280	0.08	90	
243.3	11.5	230	0.31	90	5.8	250	0.17	90	3.7	270	0.12	90	2.1	290	0.07	90	
280.4	10.0	230	0.27	90	5.0	250	0.15	90	3.2	280	0.10	90	1.8	290	0.06	90	
346.4	8.1	230	0.22	90	4.0	250	0.12	90	2.6	280	0.08	90	1.4	290	0.05	90	

Pt <sub>N</sub> [kW]	tutti i rapporti all ratios alle Untersetzungen
	2.8

N.B. Per i riduttori evidenziati dal doppio bordo nella colonna delle potenze è necessario verificare lo scambio termico del riduttore (come indicato nel par. A-1.5). Per maggiori informazioni contattare l'ufficio tecnico STM.

NOTE. Please pay attention to the frame around the input power value: for this gearboxes it's important to check the thermal capacity (comp. par. A-1.5). For details please contact our technical department).  
For details please contact our technical

HINWEIS. Sind in den Tabellen Nennleistungen eingerahmt, so ist die thermische Leistungsgrenze der Getriebe zu beachten (s. Kapitel A-1.5). Für weitere Informationen wenden Sie sich bitte an unser technisches Büro.

N.B. I pesi riportati sono indicativi e possono variare in funzione della versione del riduttore.

NOTE. Listed weights are for reference only and can vary according to the gearbox version.

HINWEIS. Die angegebenen Gewichtsmaße sind Richtwerte und können je nach Getriebeversion variieren.



OR 71



18.0

ir	n <sub>1</sub> = 2800 min <sup>-1</sup>				n <sub>1</sub> = 1400 min <sup>-1</sup>				n <sub>1</sub> = 900 min <sup>-1</sup>				n <sub>1</sub> = 500 min <sup>-1</sup>				IEC
	n <sub>2</sub> min <sup>-1</sup>	T <sub>2M</sub> Nm	P kW	RD %	n <sub>2</sub> min <sup>-1</sup>	T <sub>2M</sub> Nm	P kW	RD %	n <sub>2</sub> min <sup>-1</sup>	T <sub>2M</sub> Nm	P kW	RD %	n <sub>2</sub> min <sup>-1</sup>	T <sub>2M</sub> Nm	P kW	RD %	
6.9	408	220	10.4	90	204	270	6.4	90	131	294	4.5	90	73	296	2.5	90	112 B5 112 B14
8.4	333	250	9.7	90	167	300	5.8	90	107	312	3.9	90	59	313	2.1	90	
9.9	282	260	8.5	90	141	320	5.2	90	91	350	3.7	90	50	350	2.0	90	
11.4	246	280	8.0	90	123	340	4.9	90	79	380	3.5	90	44	435	2.2	90	
13.9	201	320	7.5	90	100	400	4.7	90	65	440	3.3	90	36	490	2.1	90	
16.5	170	330	6.5	90	85	400	4.0	90	55	440	2.8	90	30	500	1.7	90	
18.7	150	330	5.8	90	75	410	3.6	90	48	460	2.6	90	27	560	1.8	90	
22.9	122	350	5.0	90	61	430	3.1	90	39	490	2.2	90	22	585	1.5	90	
27.1	103	375	4.5	90	52	460	2.8	90	33	525	2.0	90	18.5	597	1.3	90	
30.6	92	375	4.0	90	46	460	2.5	90	29	525	1.8	90	16.4	597	1.1	90	
37.1	76	375	3.3	90	38	460	2.0	90	24	525	1.5	90	13.5	597	0.94	90	
42.6	66	375	2.9	90	33	460	1.8	90	21	525	1.3	90	11.7	597	0.81	90	
49.3	57	375	2.5	90	28	460	1.5	90	18.2	525	1.1	90	10.1	599	0.70	90	
53.4	52	375	2.3	90	26	460	1.4	90	16.9	525	1.0	90	9.4	602	0.66	90	
57.9	48	375	2.1	90	24	460	1.3	90	15.5	525	0.95	90	8.6	604	0.60	90	
76.1	37	375	1.6	90	18.4	460	0.98	90	11.8	525	0.72	90	6.6	610	0.47	90	
87.4	32	375	1.4	90	16.0	460	0.86	90	10.3	525	0.63	90	5.7	612	0.41	90	
98.6	28	375	1.2	90	14.2	460	0.76	90	9.1	525	0.56	90	5.1	614	0.36	90	
107.6	26	375	1.1	90	13.0	460	0.70	90	8.4	525	0.51	90	4.6	598	0.32	90	
123.5	23	375	1.0	90	11.3	460	0.60	90	7.3	525	0.45	90	4.0	608	0.28	90	
143.1	19.6	375	0.86	90	9.8	460	0.52	90	6.3	525	0.38	90	3.5	618	0.25	90	
154.8	18.1	375	0.79	90	9.0	460	0.48	90	5.8	525	0.35	90	3.2	621	0.23	90	
168.0	16.7	375	0.73	90	8.3	460	0.44	90	5.4	525	0.33	90	3.0	622	0.22	90	
179.6	15.6	375	0.68	90	7.8	460	0.42	90	5.0	513	0.30	90	2.8	555	0.18	90	
193.6	14.5	375	0.63	90	7.2	460	0.39	90	4.6	516	0.28	90	2.6	558	0.17	90	
209.4	13.4	375	0.58	90	6.7	460	0.36	90	4.3	522	0.26	90	2.4	567	0.16	90	
220.8	12.7	375	0.55	90	6.3	460	0.34	90	4.1	525	0.25	90	2.3	625	0.17	90	
253.4	11.0	375	0.48	90	5.5	460	0.29	90	3.6	525	0.22	90	2.0	625	0.15	90	
286.0	9.8	375	0.43	90	4.9	460	0.26	90	3.1	525	0.19	90	1.7	625	0.12	90	
298.8	9.4	375	0.41	90	4.7	460	0.25	90	3.0	525	0.18	90	1.7	590	0.12	90	
342.9	8.2	375	0.36	90	4.1	460	0.22	90	2.6	525	0.16	90	1.5	607	0.11	90	
387.0	7.2	375	0.31	90	3.6	460	0.19	90	2.3	525	0.14	90	1.3	618	0.09	90	



Pt <sub>N</sub> [kW]	tutti i rapporti all ratios alle Untersetzungen
	4.0

N.B. Per i riduttori evidenziati dal doppio bordo nella colonna delle potenze è necessario verificare lo scambio termico del riduttore (come indicato nel par. A-1.5). Per maggiori informazioni contattare l'ufficio tecnico STM.

NOTE. Please pay attention to the frame around the input power value: for this gearboxes it's important to check the thermal capacity (comp. par. A-1.5). For details please contact our technical department).  
For details please contact our technical

HINWEIS. Sind in den Tabellen Nennleistungen eingerahmt, so ist die thermische Leistungsgrenze der Getriebe zu beachten (s. Kapitel A-1.5). Für weitere Informationen wenden Sie sich bitte an unser technisches Büro.

N.B. I pesi riportati sono indicativi e possono variare in funzione della versione del riduttore.

NOTE. Listed weights are for reference only and can vary according to the gearbox version.

HINWEIS. Die angegebenen Gewichtsmaße sind Richtwerte und können je nach Getriebeversion variieren.



OR 80



20.0

ir	$n_1 = 2800 \text{ min}^{-1}$				$n_1 = 1400 \text{ min}^{-1}$				$n_1 = 900 \text{ min}^{-1}$				$n_1 = 500 \text{ min}^{-1}$				IEC
	$n_2$	$T_{2M}$	P	RD	$n_2$	$T_{2M}$	P	RD	$n_2$	$T_{2M}$	P	RD	$n_2$	$T_{2M}$	P	RD	
	$\text{min}^{-1}$	Nm	kW	%	$\text{min}^{-1}$	Nm	kW	%	$\text{min}^{-1}$	Nm	kW	%	$\text{min}^{-1}$	Nm	kW	%	
5,2	544	279	16,7	95	272	310	9,3	95	175	315	6,1	95	97	315	3,4	95	112 B5 112 B14  100 B5 100 B14  90 B5 90 B14  80 B5 80 B14  71 B5
7,1	394	342	14,8	95	197	380	8,2	95	127	386	5,4	95	70	386	3,0	95	
10,0	281	450	13,9	95	140	500	7,7	95	90	508	5,1	95	50	508	2,8	95	
11,9	234	495	12,8	95	117	550	7,1	95	75	558	4,6	95	42	558	2,6	95	
14,6	191	540	11,4	95	96	600	6,3	95	61	609	4,1	95	34	609	2,3	95	
16,7	168	540	10,0	95	84	600	5,6	95	54	609	3,6	95	30	609	2,0	95	
21,2	132	540	7,9	95	66	600	4,4	95	42	609	2,8	95	24	609	1,6	95	
24,2	116	540	6,9	95	58	600	3,8	95	37	609	2,5	95	21	609	1,4	95	
31,0	90	495	4,9	95	45	550	2,7	95	29	558	1,8	95	16,1	558	1,0	95	
39,8	70	495	3,8	95	35	550	2,1	95	23	558	1,4	95	12,6	558	0,8	95	
51,0	55	495	3,0	95	27	550	1,7	95	17,6	558	1,1	95	9,8	558	0,6	95	
57,0	49	450	2,4	95	25	500	1,4	95	15,8	508	0,9	95	8,8	508	0,5	95	
73,2	38	495	2,1	95	19,1	550	1,2	95	12,3	558	0,8	95	6,8	558	0,4	95	

Pt <sub>N</sub> [kW]	tutti i rapporti all ratios alle Untersetzungen
	9.5

N.B. Per i riduttori evidenziati dal doppio bordo nella colonna delle potenze è necessario verificare lo scambio termico del riduttore (come indicato nel par. A-1.5). Per maggiori informazioni contattare l'ufficio tecnico STM.

NOTE. Please pay attention to the frame around the input power value: for this gearboxes it's important to check the thermal capacity (comp. par. A-1.5). For details please contact our technical department).  
For details please contact our technical

HINWEIS. Sind in den Tabellen Nennleistungen eingerahmt, so ist die thermische Leistungsgrenze der Getriebe zu beachten (s. Kapitel A-1.5). Für weitere Informationen wenden Sie sich bitte an unser technisches Büro.

N.B. I pesi riportati sono indicativi e possono variare in funzione della versione del riduttore.

NOTE. Listed weights are for reference only and can vary according to the gearbox version.

HINWEIS. Die angegebenen Gewichtsmaße sind Richtwerte und können je nach Getriebeversion variieren.





1.6 Prestazioni riduttori OR

1.6 OR gearboxes performances

1.6 Leistungen der OR-Getriebe

OR 90



44.0

ir	n <sub>1</sub> = 2800 min <sup>-1</sup>				n <sub>1</sub> = 1400 min <sup>-1</sup>				n <sub>1</sub> = 900 min <sup>-1</sup>				n <sub>1</sub> = 500 min <sup>-1</sup>				IEC
	n <sub>2</sub> min <sup>-1</sup>	T <sub>2M</sub> Nm	P kW	RD %	n <sub>2</sub> min <sup>-1</sup>	T <sub>2M</sub> Nm	P kW	RD %	n <sub>2</sub> min <sup>-1</sup>	T <sub>2M</sub> Nm	P kW	RD %	n <sub>2</sub> min <sup>-1</sup>	T <sub>2M</sub> Nm	P kW	RD %	
7.2	388	325	14.7	90	194	430	9.7	90	125	457	6.6	90	69	545	4.4	90	132 B5 132 B14
9.0	310	350	12.6	90	155	450	8.1	90	100	490	5.7	90	55	586	3.7	90	
10.1	276	357	11.5	90	138	500	8.0	90	89	550	5.7	90	49	600	3.4	90	
11.5	244	400	11.4	90	122	520	7.4	90	79	560	5.1	90	44	613	3.1	90	
13.0	215	406	10.2	90	108	540	6.8	90	69	570	4.6	90	38	613	2.7	90	
14.0	200	528	12.3	90	100	590	6.9	90	64	740	5.5	90	36	850	3.6	90	
15.7	178	570	11.8	90	89	720	7.5	90	57	780	5.2	90	32	950	3.5	90	
17.7	158	570	10.5	90	79	750	6.8	90	51	820	4.9	90	28	950	3.1	90	
20.1	139	610	9.9	90	70	790	6.4	90	45	870	4.6	90	25	950	2.8	90	
23.0	122	640	9.1	90	61	820	5.8	90	39	900	4.1	90	22	950	2.4	90	
25.7	109	700	8.9	90	55	900	5.8	90	35	980	4.0	90	19.5	1122	2.5	90	
28.8	97	740	8.4	90	49	910	5.2	90	31	1040	3.8	90	17.3	1122	2.3	90	
32.5	86	740	7.4	90	43	910	4.6	90	28	1040	3.4	90	15.4	1122	2.0	90	
36.9	76	740	6.5	90	38	910	4.0	90	24	1040	2.9	90	13.5	1122	1.8	90	
42.2	66	740	5.7	90	33	910	3.5	90	21	1040	2.5	90	11.9	1122	1.6	90	
45.2	62	740	5.3	90	31	910	3.3	90	19.9	1040	2.4	90	11.1	1122	1.4	90	
52.4	53	740	4.6	90	27	910	2.9	90	17.2	1040	2.1	90	9.5	1122	1.2	90	
59.5	47	740	4.0	90	24	910	2.5	90	15.1	1040	1.8	90	8.4	1122	1.1	90	
73.3	38	740	3.3	90	19.1	910	2.0	90	12.3	1040	1.5	90	6.8	1122	0.89	90	
80.7	35	740	3.0	90	17.4	910	1.8	90	11.2	1040	1.4	90	6.2	1122	0.81	90	
92.5	30	740	2.6	90	15.1	910	1.6	90	9.7	1040	1.2	90	5.4	1122	0.70	90	
94.4	30	740	2.6	90	14.8	910	1.6	90	9.5	1040	1.1	90	5.3	1122	0.69	90	
106.7	26	740	2.2	90	13.1	910	1.4	90	8.4	1040	1.0	90	4.7	1122	0.61	90	
122.3	23	740	2.0	90	11.4	910	1.2	90	7.4	1040	0.90	90	4.1	1122	0.54	90	
131.1	21	740	1.8	90	10.7	910	1.1	90	6.9	1040	0.83	90	3.8	1122	0.50	90	
151.9	18.4	740	1.6	90	9.2	910	0.97	90	5.9	1040	0.71	90	3.3	1122	0.43	90	
165.2	16.9	740	1.5	90	8.5	910	0.90	90	5.4	1040	0.65	90	3.0	1122	0.39	90	
212.6	13.2	740	1.1	90	6.6	910	0.70	90	4.2	1040	0.51	90	2.4	1122	0.31	90	
234.1	12.0	740	1.0	90	6.0	910	0.64	90	3.8	1040	0.46	90	2.1	1122	0.27	90	
268.3	10.4	740	0.90	90	5.2	910	0.55	90	3.4	1040	0.41	90	1.9	1122	0.25	90	
294.9	9.5	740	0.82	90	4.7	910	0.50	90	3.1	1040	0.38	90	1.7	1122	0.22	90	
309.6	9.0	740	0.77	90	4.5	910	0.48	90	2.9	1040	0.35	90	1.6	1122	0.21	90	
338.1	8.3	740	0.71	90	4.1	910	0.43	90	2.7	1040	0.33	90	1.5	1122	0.20	90	
390.0	7.2	740	0.62	90	3.6	910	0.38	90	2.3	1040	0.28	90	1.3	1122	0.17	90	



132 B5  
132 B14  
  
112 B5  
112 B14  
  
100 B5  
100 B14  
  
90 B5  
90 B14  
  
80 B5  
80 B14  
  
71 B5

Pt <sub>N</sub> [kW]	tutti i rapporti all ratios alle Untersetzungen
	6.2

N.B. Per i riduttori evidenziati dal doppio bordo nella colonna delle potenze è necessario verificare lo scambio termico del riduttore (come indicato nel par. A-1.5). Per maggiori informazioni contattare l'ufficio tecnico STM.

NOTE. Please pay attention to the frame around the input power value: for this gearboxes it's important to check the thermal capacity (comp. par. A-1.5). For details please contact our technical department).  
For details please contact our technical

HINWEIS. Sind in den Tabellen Nennleistungen eingerahmt, so ist die thermische Leistungsgrenze der Getriebe zu beachten (s. Kapitel A-1.5). Für weitere Informationen wenden Sie sich bitte an unser technisches Büro.

N.B. I pesi riportati sono indicativi e possono variare in funzione della versione del riduttore.

NOTE. Listed weights are for reference only and can vary according to the gearbox version.

HINWEIS. Die angegebenen Gewichtsmaße sind Richtwerte und können je nach Getriebeversion variieren.



**OR 100**



32.0

ir	n <sub>1</sub> = 2800 min <sup>-1</sup>				n <sub>1</sub> = 1400 min <sup>-1</sup>				n <sub>1</sub> = 900 min <sup>-1</sup>				n <sub>1</sub> = 500 min <sup>-1</sup>				IEC
	n <sub>2</sub>	T <sub>2M</sub>	P	RD	n <sub>2</sub>	T <sub>2M</sub>	P	RD	n <sub>2</sub>	T <sub>2M</sub>	P	RD	n <sub>2</sub>	T <sub>2M</sub>	P	RD	
	min <sup>-1</sup>	Nm	kW	%	min <sup>-1</sup>	Nm	kW	%	min <sup>-1</sup>	Nm	kW	%	min <sup>-1</sup>	Nm	kW	%	
5,2	544	450	27,0	95	272	500	15,0	95	175	508	9,8	95	97	508	5,4	95	132 B5 132 B14  112 B5 100 B5 90 B5 80 B5
7,4	378	684	28,5	95	189	760	15,8	95	121	771	10,3	95	67	771	5,7	95	
10,0	281	882	27,3	95	140	980	15,2	95	90	995	9,9	95	50	995	5,5	95	
12,2	230	900	22,8	95	115	1000	12,7	95	74	1015	8,3	95	41	1015	4,6	95	
14,6	191	1035	21,8	95	96	1150	12,1	95	61	1167	7,9	95	34	1167	4,4	95	
17,0	165	1080	19,7	95	83	1200	10,9	95	53	1218	7,1	95	29	1218	4,0	95	
21,2	132	1035	15,1	95	66	1150	8,4	95	42	1167	5,5	95	24	1167	3,0	95	
24,6	114	1080	13,6	95	57	1200	7,5	95	37	1218	4,9	95	20	1218	2,7	95	
31,0	90	990	9,9	95	45	1100	5,5	95	29	1117	3,6	95	16,1	1117	2,0	95	
40,5	69	945	7,2	95	35	1050	4,0	95	22	1066	2,6	95	12,4	1066	1,5	95	
51,0	55	1035	6,3	95	27	1150	3,5	95	17,6	1167	2,3	95	9,8	1167	1,3	95	
58,0	48	900	4,8	95	24	1000	2,7	95	15,5	1015	1,7	95	8,6	1015	1,0	95	
73,2	38	900	3,8	95	19,1	1000	2,1	95	12,3	1015	1,4	95	6,8	1015	0,8	95	

Pt <sub>N</sub> [kW]	tutti i rapporti all ratios alle Untersetzungen
	14.5

N.B. Per i riduttori evidenziati dal doppio bordo nella colonna delle potenze è necessario verificare lo scambio termico del riduttore (come indicato nel par. A-1.5). Per maggiori informazioni contattare l'ufficio tecnico STM.

*NOTE. Please pay attention to the frame around the input power value: for this gearboxes it's important to check the thermal capacity (comp. par. A-1.5). For details please contact our technical department). For details please contact our technical*

HINWEIS. Sind in den Tabellen Nennleistungen eingerahmt, so ist die thermische Leistungsgrenze der Getriebe zu beachten (s. Kapitel A-1.5). Für weitere Informationen wenden Sie sich bitte an unser technisches Büro.

N.B. I pesi riportati sono indicativi e possono variare in funzione della versione del riduttore.

*NOTE. Listed weights are for reference only and can vary according to the gearbox version.*

HINWEIS. Die angegebenen Gewichtsmaße sind Richtwerte und können je nach Getriebeversion variieren.



OR 112



68.0

ir	n <sub>1</sub> = 2800 min <sup>-1</sup>				n <sub>1</sub> = 1400 min <sup>-1</sup>				n <sub>1</sub> = 900 min <sup>-1</sup>				n <sub>1</sub> = 500 min <sup>-1</sup>				IEC
	n <sub>2</sub>	T <sub>2M</sub>	P	RD	n <sub>2</sub>	T <sub>2M</sub>	P	RD	n <sub>2</sub>	T <sub>2M</sub>	P	RD	n <sub>2</sub>	T <sub>2M</sub>	P	RD	
	min <sup>-1</sup>	Nm	kW	%	min <sup>-1</sup>	Nm	kW	%	min <sup>-1</sup>	Nm	kW	%	min <sup>-1</sup>	Nm	kW	%	
7.7	366	540	23	90	183	670	14.3	90	118	760	10.4	90	65	800	6.1	90	160 B5 132 B5 112 B5 100 B5 90 B5 80 B5
8.9	315	580	21	90	157	715	13.1	90	101	810	9.5	90	56	850	5.5	90	
11.8	238	690	19.1	90	119	850	11.8	90	77	970	8.7	90	43	1000	5.0	90	
13.1	214	720	17.9	90	107	890	11.1	90	69	1000	8.0	90	38	1050	4.6	90	
16.1	174	940	19.0	90	87	1160	11.7	90	56	1300	8.5	90	31	1400	5.0	90	
17.9	156	1000	18.2	90	78	1230	11.2	90	50	1400	8.1	90	28	1450	4.7	90	
20.9	134	1040	16.2	90	67	1280	10.0	90	43	1460	7.3	90	24	1500	4.2	90	
22.3	126	1350	19.8	90	63	1750	12.8	90	40	1850	8.6	90	22	1900	4.9	90	
23.6	119	1100	15.2	90	59	1350	9.3	90	38	1540	6.8	90	21	1500	3.7	90	
25.6	109	1130	14.3	90	55	1400	9.0	90	35	1600	6.5	90	19.5	1600	3.6	90	
29.4	95	1420	15.7	90	48	1750	9.8	90	31	1900	6.9	90	17.0	1900	3.8	90	
32.8	85	1450	14.3	90	43	1750	8.8	90	27	1900	6.0	90	15.2	1900	3.4	90	
38.2	73	1450	12.3	90	37	1750	7.5	90	24	1900	5.3	90	13.1	1900	2.9	90	
43.2	65	1450	11.0	90	32	1750	6.5	90	21	1900	4.6	90	11.6	1900	2.6	90	
46.8	60	1450	10.1	90	30	1750	6.1	90	19.2	1900	4.2	90	10.7	1900	2.4	90	
53.4	52	1450	8.8	90	26	1750	5.3	90	16.9	1900	3.7	90	9.4	1900	2.1	90	
57.2	49	1450	8.3	90	24	1750	4.9	90	15.7	1900	3.5	90	8.7	1900	1.9	90	
64.6	43	1450	7.3	90	22	1750	4.5	90	13.9	1900	3.1	90	7.7	1900	1.7	90	
77.0	36	1450	6.1	90	18.2	1750	3.7	90	11.7	1900	2.6	90	6.5	1900	1.4	90	
85.4	33	1450	5.6	90	16.4	1750	3.3	90	10.5	1900	2.3	90	5.9	1900	1.3	90	
93.9	30	1450	5.1	90	14.9	1750	3.0	90	9.6	1900	2.1	90	5.3	1900	1.2	90	
102.8	27	1450	4.6	90	13.6	1750	2.8	90	8.8	1900	1.9	90	4.9	1900	1.1	90	
110.9	25	1450	4.2	90	12.6	1750	2.6	90	8.1	1900	1.8	90	4.5	1900	0.99	90	
125.2	22	1450	3.7	90	11.2	1750	2.3	90	7.2	1900	1.6	90	4.0	1900	0.88	90	
135.6	21	1450	3.5	90	10.3	1750	2.1	90	6.6	1900	1.5	90	3.7	1900	0.82	90	
154.8	18.1	1450	3.1	90	9.0	1750	1.8	90	5.8	1900	1.3	90	3.2	1900	0.71	90	
166.0	16.9	1450	2.9	90	8.4	1750	1.7	90	5.4	1900	1.2	90	3.0	1900	0.66	90	
194.9	14.4	1450	2.4	90	7.2	1750	1.5	90	4.6	1750	0.94	90	2.6	1750	0.53	90	
223.5	12.5	1450	2.1	90	6.3	1750	1.3	90	4.0	1900	0.88	90	2.2	1900	0.49	90	
247.9	11.3	1450	1.9	90	5.6	1750	1.1	90	3.6	1900	0.80	90	2.0	1900	0.44	90	
272.4	10.3	1450	1.7	90	5.1	1750	1.0	90	3.3	1900	0.73	90	1.8	1900	0.40	90	
298.1	9.4	1450	1.6	90	4.7	1750	0.96	90	3.0	1900	0.66	90	1.7	1900	0.38	90	
342.9	8.2	1450	1.4	90	4.1	1750	0.83	90	2.6	1750	0.53	90	1.5	1750	0.31	90	
375.3	7.5	1450	1.3	90	3.7	1750	0.75	90	2.4	1750	0.49	90	1.3	1750	0.26	90	

Pt <sub>N</sub> [kW]	tutti i rapporti all ratios alle Untersetzungen
	9.5

N.B. Per i riduttori evidenziati dal doppio bordo nella colonna delle potenze è necessario verificare lo scambio termico del riduttore (come indicato nel par. A-1.5). Per maggiori informazioni contattare l'ufficio tecnico STM.

NOTE. Please pay attention to the frame around the input power value: for this gearboxes it's important to check the thermal capacity (comp. par. A-1.5). For details please contact our technical department).  
For details please contact our technical

HINWEIS. Sind in den Tabellen Nennleistungen eingerahmt, so ist die thermische Leistungsgrenze der Getriebe zu beachten (s. Kapitel A-1.5). Für weitere Informationen wenden Sie sich bitte an unser technisches Büro.

N.B. I pesi riportati sono indicativi e possono variare in funzione della versione del riduttore.

NOTE. Listed weights are for reference only and can vary according to the gearbox version.

HINWEIS. Die angegeben Gewichtsmaße sind Richtwerte und können je nach Getriebeversion variieren.



OR 125



56.0

ir	$n_1 = 2800 \text{ min}^{-1}$				$n_1 = 1400 \text{ min}^{-1}$				$n_1 = 900 \text{ min}^{-1}$				$n_1 = 500 \text{ min}^{-1}$				IEC
	$n_2$	$T_{2M}$	P	RD	$n_2$	$T_{2M}$	P	RD	$n_2$	$T_{2M}$	P	RD	$n_2$	$T_{2M}$	P	RD	
	$\text{min}^{-1}$	Nm	kW	%	$\text{min}^{-1}$	Nm	kW	%	$\text{min}^{-1}$	Nm	kW	%	$\text{min}^{-1}$	Nm	kW	%	
5,2	544	900	53,9	95	272	1000	30,0	95	175	1015	19,5	95	97	1015	10,9	95	180 B5 160 B5 132 B5 132 B14 112 B5 100 B5 90 B5 80 B5
7,4	378	1170	48,7	95	189	1300	27,1	95	121	1320	17,7	95	67	1320	9,8	95	
10,2	276	1620	49,2	95	138	1800	27,3	95	89	1827	17,8	95	49	1827	9,9	95	
12,2	230	1710	43,4	95	115	1900	24,1	95	74	1929	15,7	95	41	1929	8,7	95	
14,6	191	1935	40,8	95	96	2150	22,7	95	61	2182	14,8	95	34	2182	8,2	95	
17,0	165	2070	37,7	95	83	2300	20,9	95	53	2335	13,7	95	29	2335	7,6	95	
21,2	132	1935	28,2	95	66	2150	15,6	95	42	2182	10,2	95	24	2182	5,7	95	
24,6	114	2070	26,0	95	57	2300	14,4	95	37	2335	9,4	95	20	2335	5,2	95	
31,9	88	2025	19,6	95	44	2250	10,9	95	28	2284	7,1	95	15,7	2284	3,9	95	
40,5	69	1845	14,1	95	35	2050	7,8	95	22	2081	5,1	95	12,4	2081	2,8	95	
52,6	53	2070	12,2	95	27	2300	6,8	95	17,1	2335	4,4	95	9,5	2335	2,4	95	
58,0	48	1800	9,6	95	24	2000	5,3	95	15,5	2030	3,5	95	8,6	2030	1,9	95	
75,4	37	1800	7,4	95	18,6	2000	4,1	95	11,9	2030	2,7	95	6,6	2030	1,5	95	

Pt <sub>N</sub> [kW]	tutti i rapporti all ratios alle Untersetzungen
	20.0

N.B. Per i riduttori evidenziati dal doppio bordo nella colonna delle potenze è necessario verificare lo scambio termico del riduttore (come indicato nel par. A-1.5). Per maggiori informazioni contattare l'ufficio tecnico STM.

NOTE. Please pay attention to the frame around the input power value: for this gearboxes it's important to check the thermal capacity (comp. par. A-1.5). For details please contact our technical department).  
For details please contact our technical

HINWEIS. Sind in den Tabellen Nennleistungen eingerahmt, so ist die thermische Leistungsgrenze der Getriebe zu beachten (s. Kapitel A-1.5). Für weitere Informationen wenden Sie sich bitte an unser technisches Büro.

N.B. I pesi riportati sono indicativi e possono variare in funzione della versione del riduttore.

NOTE. Listed weights are for reference only and can vary according to the gearbox version.

HINWEIS. Die angegebenen Gewichtsmaße sind Richtwerte und können je nach Getriebeversion variieren.



1.6 Prestazioni riduttori OR

1.6 OR gearboxes performances

1.6 Leistungen der OR-Getriebe

OR 132



70

ir	n <sub>1</sub> = 2800 min <sup>-1</sup>				n <sub>1</sub> = 1400 min <sup>-1</sup>				n <sub>1</sub> = 900 min <sup>-1</sup>				n <sub>1</sub> = 500 min <sup>-1</sup>				IEC
	n <sub>2</sub>	T <sub>2M</sub>	P	RD	n <sub>2</sub>	T <sub>2M</sub>	P	RD	n <sub>2</sub>	T <sub>2M</sub>	P	RD	n <sub>2</sub>	T <sub>2M</sub>	P	RD	
	min <sup>-1</sup>	Nm	kW	%	min <sup>-1</sup>	Nm	kW	%	min <sup>-1</sup>	Nm	kW	%	min <sup>-1</sup>	Nm	kW	%	
16.0	175.3	1530.0	30.2	93.0	87.7	1700.0	16.8	93.0	56.3	1725.5	10.9	93.0	31.3	1725.5	6.1	93.0	90 B5 100 B5 112 B5 132 B5 160 B5 180 B5
17.9	156.1	1620.0	28.5	93.0	78.0	1800.0	15.8	93.0	50.2	1827.0	10.3	93.0	27.9	1827.0	5.7	93.0	
20.3	138.3	1800.0	28.0	93.0	69.1	2000.0	15.6	93.0	44.4	2030.0	10.2	93.0	24.7	2030.0	5.6	93.0	
21.7	129.3	1980.0	28.8	93.0	64.7	2200.0	16.0	93.0	41.6	2233.0	10.5	93.0	23.1	2233.0	5.8	93.0	
24.3	115.1	2070.0	26.8	93.0	57.6	2300.0	14.9	93.0	37.0	2334.5	9.7	93.0	20.6	2334.5	5.4	93.0	
27.5	102.0	2412.0	27.7	93.0	51.0	2680.0	15.4	93.0	32.8	2720.2	10.0	93.0	18.2	2720.2	5.6	93.0	
31.2	89.8	2835.0	28.7	93.0	44.9	3150.0	15.9	93.0	28.9	3197.3	10.4	93.0	16.0	3197.3	5.8	93.0	
36.3	77.2	3150.0	27.4	93.0	38.6	3500.0	15.2	93.0	24.8	3552.5	9.9	93.0	13.8	3552.5	5.5	93.0	
41.7	67.1	3150.0	23.8	93.0	33.5	3500.0	13.2	93.0	21.6	3552.5	8.6	93.0	12.0	3552.5	4.8	93.0	
44.9	62.3	3150.0	22.1	93.0	31.2	3500.0	12.3	93.0	20.0	3552.5	8.0	93.0	11.1	3552.5	4.5	93.0	
52.6	53.2	3150.0	18.9	93.0	26.6	3500.0	10.5	93.0	17.1	3552.5	6.8	93.0	9.5	3552.5	3.8	93.0	
57.3	48.9	3150.0	17.3	93.0	24.4	3500.0	9.6	93.0	15.7	3552.5	6.3	93.0	8.7	3552.5	3.5	93.0	
65.1	43.0	3150.0	15.2	93.0	21.5	3500.0	8.5	93.0	13.8	3552.5	5.5	93.0	7.7	3552.5	3.1	93.0	
76.3	36.7	3150.0	13.0	93.0	18.4	3500.0	7.2	93.0	11.8	3552.5	4.7	93.0	6.6	3552.5	2.6	93.0	
83.0	33.7	3150.0	12.0	93.0	16.9	3500.0	6.6	93.0	10.8	3552.5	4.3	93.0	6.0	3552.5	2.4	93.0	
90.8	30.8	3150.0	10.9	93.0	15.4	3500.0	6.1	93.0	9.9	3552.5	4.0	93.0	5.5	3552.5	2.2	93.0	
99.4	28.2	3150.0	10.0	93.0	14.1	3500.0	5.5	93.0	9.1	3552.5	3.6	93.0	5.0	3552.5	2.0	93.0	
109.4	25.6	3150.0	9.1	93.0	12.8	3500.0	5.0	93.0	8.2	3552.5	3.3	93.0	4.6	3552.5	1.8	93.0	
125.5	22.3	3150.0	7.9	93.0	11.2	3500.0	4.4	93.0	7.2	3552.5	2.9	93.0	4.0	3552.5	1.6	93.0	
136.7	20.5	3150.0	7.3	93.0	10.2	3500.0	4.0	93.0	6.6	3552.5	2.6	93.0	3.7	3552.5	1.5	93.0	
149.5	18.7	3150.0	6.6	93.0	9.4	3500.0	3.7	93.0	6.0	3552.5	2.4	93.0	3.3	3552.5	1.3	93.0	
164.6	17.0	3150.0	6.0	93.0	8.5	3500.0	3.4	93.0	5.5	3552.5	2.2	93.0	3.0	3552.5	1.2	93.0	
180.0	15.6	3150.0	5.5	93.0	7.8	3500.0	3.1	93.0	5.0	3552.5	2.0	93.0	2.8	3552.5	1.1	93.0	

Pt <sub>N</sub> [kW]	tutti i rapporti all ratios alle Untersetzungen
	23.0

N.B. Per i riduttori evidenziati dal doppio bordo nella colonna delle potenze è necessario verificare lo scambio termico del riduttore (come indicato nel par. A-1.5). Per maggiori informazioni contattare l'ufficio tecnico STM.

*NOTE. Please pay attention to the frame around the input power value: for this gearboxes it's important to check the thermal capacity (comp. par. A-1.5). For details please contact our technical department).  
For details please contact our technical*

HINWEIS. Sind in den Tabellen Nennleistungen eingerahmt, so ist die thermische Leistungsgrenze der Getriebe zu beachten (s. Kapitel A-1.5). Für weitere Informationen wenden Sie sich bitte an unser technisches Büro.

N.B. I pesi riportati sono indicativi e possono variare in funzione della versione del riduttore.

*NOTE. Listed weights are for reference only and can vary according to the gearbox version.*

HINWEIS. Die angegebenen Gewichtsmaße sind Richtwerte und können je nach Getriebeversion variieren.



**OR 140**

110.0

ir	n <sub>1</sub> = 2800 min <sup>-1</sup>				n <sub>1</sub> = 1400 min <sup>-1</sup>				n <sub>1</sub> = 900 min <sup>-1</sup>				n <sub>1</sub> = 500 min <sup>-1</sup>				IEC
	n <sub>2</sub>	T <sub>2M</sub>	P	RD	n <sub>2</sub>	T <sub>2M</sub>	P	RD	n <sub>2</sub>	T <sub>2M</sub>	P	RD	n <sub>2</sub>	T <sub>2M</sub>	P	RD	
	min <sup>-1</sup>	Nm	kW	%	min <sup>-1</sup>	Nm	kW	%	min <sup>-1</sup>	Nm	kW	%	min <sup>-1</sup>	Nm	kW	%	
7,6	369	3600	146,4	95	184	4000	81,3	95	119	4060	53,1	95	66	4060	29,5	95	200 B5
10,3	272	3600	108,0	95	136	4000	60,0	95	87	4060	39,2	95	49	4060	21,8	95	
12,3	228	3690	92,9	95	114	4100	51,6	95	73	4162	33,7	95	41	4162	18,7	95	180 B5
14,9	187	3780	78,1	95	94	4200	43,4	95	60	4263	28,3	95	33	4263	15,7	95	160 B5
20,2	139	3780	57,8	95	69	4200	32,1	95	45	4263	20,9	95	25	4263	11,6	95	132 B5
24,6	114	3870	48,5	95	57	4300	27,0	95	37	4365	17,6	95	20	4365	9,8	95	132 B14
33,4	84	3960	36,6	95	42	4400	20,3	95	27	4466	13,3	95	15,0	4466	7,4	95	112 B5
40,7	69	3690	28,0	95	34	4100	15,5	95	22	4162	10,1	95	12,3	4162	5,6	95	100 B5
51,3	55	4050	24,4	95	27	4500	13,5	95	17,5	4568	8,8	95	9,7	4568	4,9	95	90 B5
57,4	49	3780	20,3	95	24	4200	11,3	95	15,7	4263	7,4	95	8,7	4263	4,1	95	90 B5
72,3	39	3600	15,4	95	19	4000	8,5	95	12,4	4060	5,6	95	6,9	4060	3,1	95	80 B5

Pt <sub>N</sub> [kW]	tutti i rapporti all ratios alle Untersetzungen
	32.0

N.B. Per i riduttori evidenziati dal doppio bordo nella colonna delle potenze è necessario verificare lo scambio termico del riduttore (come indicato nel par. A-1.5). Per maggiori informazioni contattare l'ufficio tecnico STM.

*NOTE. Please pay attention to the frame around the input power value: for this gearboxes it's important to check the thermal capacity (comp. par. A-1.5). For details please contact our technical department). For details please contact our technical*

HINWEIS. Sind in den Tabellen Nennleistungen eingerahmt, so ist die thermische Leistungsgrenze der Getriebe zu beachten (s. Kapitel A-1.5). Für weitere Informationen wenden Sie sich bitte an unser technisches Büro.

N.B. I pesi riportati sono indicativi e possono variare in funzione della versione del riduttore.

*NOTE. Listed weights are for reference only and can vary according to the gearbox version.*

HINWEIS. Die angegebenen Gewichtsmaße sind Richtwerte und können je nach Getriebeversion variieren.



1.6 Prestazioni riduttori OR

1.6 OR gearboxes performances

1.6 Leistungen der OR-Getriebe

OR 150



120

ir	n <sub>1</sub> = 2800 min <sup>-1</sup>				n <sub>1</sub> = 1400 min <sup>-1</sup>				n <sub>1</sub> = 900 min <sup>-1</sup>				n <sub>1</sub> = 500 min <sup>-1</sup>				IEC	
	n <sub>2</sub>	T <sub>2M</sub>	P	RD	n <sub>2</sub>	T <sub>2M</sub>	P	RD	n <sub>2</sub>	T <sub>2M</sub>	P	RD	n <sub>2</sub>	T <sub>2M</sub>	P	RD		
	min <sup>-1</sup>	Nm	kW	%	min <sup>-1</sup>	Nm	kW	%	min <sup>-1</sup>	Nm	kW	%	min <sup>-1</sup>	Nm	kW	%		
15.7	178.2	2430.0	48.8	93.0	89.1	2700.0	27.1	93.0	57.3	2740.5	17.7	93.0	31.8	2740.5	9.8	93.0	100 B5	
18.6	150.3	2880.0	48.7	93.0	75.1	3200.0	27.1	93.0	48.3	3248.0	17.7	93.0	26.8	3248.0	9.8	93.0		112 B5
21.6	129.9	3510.0	51.3	93.0	65.0	3900.0	28.5	93.0	41.8	3958.5	18.6	93.0	23.2	3958.5	10.3	93.0		
22.9	122.5	3780.0	52.1	93.0	61.2	4200.0	29.0	93.0	39.4	4263.0	18.9	93.0	21.9	4263.0	10.5	93.0		160 B5
25.9	108.3	4050.0	49.4	93.0	54.2	4500.0	27.4	93.0	34.8	4567.5	17.9	93.0	19.3	4567.5	9.9	93.0		
30.3	92.4	4500.0	46.8	93.0	46.2	5000.0	26.0	93.0	29.7	5075.0	17.0	93.0	16.5	5075.0	9.4	93.0		200 B5
34.5	81.2	4500.0	41.1	93.0	40.6	5000.0	22.9	93.0	26.1	5075.0	14.9	93.0	14.5	5075.0	8.3	93.0		
36.9	75.8	4500.0	38.4	93.0	37.9	5000.0	21.3	93.0	24.4	5075.0	13.9	93.0	13.5	5075.0	7.7	93.0		112 B5
42.6	65.7	4500.0	33.3	93.0	32.8	5000.0	18.5	93.0	21.1	5075.0	12.1	93.0	11.7	5075.0	6.7	93.0		
46.0	60.8	4500.0	30.8	93.0	30.4	5000.0	17.1	93.0	19.5	5075.0	11.2	93.0	10.9	5075.0	6.2	93.0		160 B5
54.3	51.6	4500.0	26.1	93.0	25.8	5000.0	14.5	93.0	16.6	5075.0	9.5	93.0	9.2	5075.0	5.3	93.0		
59.4	47.2	4500.0	23.9	93.0	23.6	5000.0	13.3	93.0	15.2	5075.0	8.7	93.0	8.4	5075.0	4.8	93.0		200 B5
66.7	42.0	4500.0	21.3	93.0	21.0	5000.0	11.8	93.0	13.5	5075.0	7.7	93.0	7.5	5075.0	4.3	93.0		
78.7	35.6	4500.0	18.0	93.0	17.8	5000.0	10.0	93.0	11.4	5075.0	6.5	93.0	6.4	5075.0	3.6	93.0		112 B5
86.0	32.5	4500.0	16.5	93.0	16.3	5000.0	9.2	93.0	10.5	5075.0	6.0	93.0	5.8	5075.0	3.3	93.0		
94.6	29.6	4500.0	15.0	93.0	14.8	5000.0	8.3	93.0	9.5	5075.0	5.4	93.0	5.3	5075.0	3.0	93.0		160 B5
101.7	27.5	4500.0	13.9	93.0	13.8	5000.0	7.7	93.0	8.8	5075.0	5.1	93.0	4.9	5075.0	2.8	93.0		
109.8	25.5	4500.0	12.9	93.0	12.8	5000.0	7.2	93.0	8.2	5075.0	4.7	93.0	4.6	5075.0	2.6	93.0		200 B5
129.5	21.6	4500.0	11.0	93.0	10.8	5000.0	6.1	93.0	7.0	5075.0	4.0	93.0	3.9	5075.0	2.2	93.0		
141.6	19.8	4500.0	10.0	93.0	9.9	5000.0	5.6	93.0	6.4	5075.0	3.6	93.0	3.5	5075.0	2.0	93.0		112 B5
155.7	18.0	4500.0	9.1	93.0	9.0	5000.0	5.1	93.0	5.8	5075.0	3.3	93.0	3.2	5075.0	1.8	93.0	132 B5	
185.5	15.1	4320.0	7.3	93.0	7.5	4800.0	4.1	93.0	4.9	4872.0	2.7	93.0	2.7	4872.0	1.5	93.0		160 B5
204.2	13.7	4140.0	6.4	93.0	6.9	4600.0	3.6	93.0	4.4	4669.0	2.3	93.0	2.4	4669.0	1.3	93.0	180 B5	

Pt <sub>N</sub> [kW]	tutti i rapporti all ratios alle Untersetzungen
	28.0

N.B. Per i riduttori evidenziati dal doppio bordo nella colonna delle potenze è necessario verificare lo scambio termico del riduttore (come indicato nel par. A-1.5). Per maggiori informazioni contattare l'ufficio tecnico STM.

*NOTE. Please pay attention to the frame around the input power value: for this gearboxes it's important to check the thermal capacity (comp. par. A-1.5). For details please contact our technical department). For details please contact our technical*

HINWEIS. Sind in den Tabellen Nennleistungen eingerahmt, so ist die thermische Leistungsgrenze der Getriebe zu beachten (s. Kapitel A-1.5). Für weitere Informationen wenden Sie sich bitte an unser technisches Büro.

N.B. I pesi riportati sono indicativi e possono variare in funzione della versione del riduttore.

*NOTE. Listed weights are for reference only and can vary according to the gearbox version.*

HINWEIS. Die angegeben Gewichtsmaße sind Richtwerte und können je nach Getriebeversion variieren.



OR 160



170

ir	$n_1 = 2800 \text{ min}^{-1}$				$n_1 = 1400 \text{ min}^{-1}$				$n_1 = 900 \text{ min}^{-1}$				$n_1 = 500 \text{ min}^{-1}$				IEC
	$n_2$	$T_{2M}$	P	RD	$n_2$	$T_{2M}$	P	RD	$n_2$	$T_{2M}$	P	RD	$n_2$	$T_{2M}$	P	RD	
	$\text{min}^{-1}$	Nm	kW	%	$\text{min}^{-1}$	Nm	kW	%	$\text{min}^{-1}$	Nm	kW	%	$\text{min}^{-1}$	Nm	kW	%	
5.2	542.6	4140	247.6	95	271.3	4600	137.6	95	174.4	5008.9	96.3	95	96.9	5008.9	53.5	95	132 B5 160 B5 180 B5 200 B5 225 B5 250 B5 280 B5
7.6	369.0	6120	248.9	95	184.5	6800	138.3	95	118.6	7404.4	96.8	95	65.9	7404.4	53.8	95	
10.3	272.2	6750	202.5	95	136.1	7500	112.5	95	87.5	8166.7	78.8	95	48.6	8166.7	43.8	95	
11.2	250.0	6750	186.0	95	125.0	7500	103.3	95	80.3	8166.7	72.3	95	44.6	8166.7	40.2	95	
12.3	228.4	6750	169.9	95	114.2	7500	94.4	95	73.4	8166.7	66.1	95	40.8	8166.7	36.7	95	
13.5	207.6	6480	148.2	95	103.8	7200	82.4	95	66.7	7840.0	57.7	95	37.1	7840.0	32.0	95	
16.9	165.2	6750	122.9	95	82.6	7500	68.3	95	53.1	8166.7	47.8	95	29.5	8166.7	26.6	95	
18.5	151.7	6750	112.9	95	75.9	7500	62.7	95	48.8	8166.7	43.9	95	27.1	8166.7	24.4	95	
20.2	138.7	6750	103.2	95	69.3	7500	57.3	95	44.6	8166.7	40.1	95	24.8	8166.7	22.3	95	
22.2	126.0	6750	93.7	95	63.0	7500	52.1	95	40.5	8166.7	36.5	95	22.5	8166.7	20.3	95	
24.6	113.7	6120	76.7	95	56.9	6800	42.6	95	36.6	7404.4	29.8	95	20.3	7404.4	16.6	95	
28.0	99.9	4500	49.6	95	50.0	5000	27.5	95	32.1	5444.4	19.3	95	17.8	5444.4	10.7	95	
30.5	91.8	4860	49.2	95	45.9	5400	27.3	95	29.5	5880.0	19.1	95	16.4	5880.0	10.6	95	
33.4	83.9	5400	49.9	95	41.9	6000	27.7	95	27.0	6533.3	19.4	95	15.0	6533.3	10.8	95	
36.7	76.2	5850	49.1	95	38.1	6500	27.3	95	24.5	7077.8	19.1	95	13.6	7077.8	10.6	95	
40.7	68.8	6120	46.4	95	34.4	6800	25.8	95	22.1	7404.4	18.0	95	12.3	7404.4	10.0	95	

Pt <sub>N</sub> [kW]	tutti i rapporti all ratios alle Untersetzungen
	51.0

N.B. Per i riduttori evidenziati dal doppio bordo nella colonna delle potenze è necessario verificare lo scambio termico del riduttore (come indicato nel par. A-1.5). Per maggiori informazioni contattare l'ufficio tecnico STM.

NOTE. Please pay attention to the frame around the input power value: for this gearboxes it's important to check the thermal capacity (comp. par. A-1.5). For details please contact our technical department).  
For details please contact our technical

HINWEIS. Sind in den Tabellen Nennleistungen eingerahmt, so ist die thermische Leistungsgrenze der Getriebe zu beachten (s. Kapitel A-1.5). Für weitere Informationen wenden Sie sich bitte an unser technisches Büro.

N.B. I pesi riportati sono indicativi e possono variare in funzione della versione del riduttore.

NOTE. Listed weights are for reference only and can vary according to the gearbox version.

HINWEIS. Die angegebenen Gewichtsmaße sind Richtwerte und können je nach Getriebeversion variieren.





1.6 Prestazioni riduttori OR

1.6 OR gearboxes performances

1.6 Leistungen der OR-Getriebe

OR 170



180

ir	$n_1 = 2800 \text{ min}^{-1}$				$n_1 = 1400 \text{ min}^{-1}$				$n_1 = 900 \text{ min}^{-1}$				$n_1 = 500 \text{ min}^{-1}$				IEC																		
	$n_2$	$T_{2M}$	P	RD	$n_2$	$T_{2M}$	P	RD	$n_2$	$T_{2M}$	P	RD	$n_2$	$T_{2M}$	P	RD																			
	$\text{min}^{-1}$	Nm	kW	%	$\text{min}^{-1}$	Nm	kW	%	$\text{min}^{-1}$	Nm	kW	%	$\text{min}^{-1}$	Nm	kW	%																			
15.5	180.9	4140.0	84.3	93.0	90.4	4600.0	46.8	93.0	58.1	4669.0	30.6	94.0	32.3	4669.0	17.0	93.0	100 B5																		
17.5	160.1	4500.0	81.1	93.0	80.1	5000.0	45.1	93.0	51.5	5075.0	29.4	94.0	28.6	5075.0	16.3	93.0		112 B5																	
18.6	150.3	5040.0	85.3	93.0	75.2	5600.0	47.4	93.0	48.3	5684.0	30.9	94.0	26.8	5684.0	17.2	93.0			132 B5																
23.7	118.1	6300.0	83.8	93.0	59.1	7000.0	46.6	93.0	38.0	7105.0	30.4	94.0	21.1	7105.0	16.9	93.0				160 B5															
25.2	110.9	6750.0	84.3	93.0	55.4	7500.0	46.8	93.0	35.6	7612.5	30.6	94.0	19.8	7612.5	17.0	93.0					180 B5														
28.8	97.2	6750.0	73.9	93.0	48.6	7500.0	41.0	93.0	31.2	7612.5	26.8	94.0	17.4	7612.5	14.9	93.0						200 B5													
30.9	90.7	6750.0	69.0	93.0	45.4	7500.0	38.3	93.0	29.2	7612.5	25.0	94.0	16.2	7612.5	13.9	93.0							225 B5												
35.7	78.4	6750.0	59.6	93.0	39.2	7500.0	33.1	93.0	25.2	7612.5	21.6	94.0	14.0	7612.5	12.0	93.0								100 B5											
41.8	66.9	6750.0	50.9	93.0	33.5	7500.0	28.3	93.0	21.5	7612.5	18.4	94.0	12.0	7612.5	10.2	93.0									112 B5										
45.6	61.5	6750.0	46.7	93.0	30.7	7500.0	26.0	93.0	19.8	7612.5	16.9	94.0	11.0	7612.5	9.4	93.0										132 B5									
49.8	56.2	6750.0	42.7	93.0	28.1	7500.0	23.7	93.0	18.1	7612.5	15.5	94.0	10.0	7612.5	8.6	93.0											160 B5								
54.3	51.6	6750.0	39.2	93.0	25.8	7500.0	21.8	93.0	16.6	7612.5	14.2	94.0	9.2	7612.5	7.9	93.0												180 B5							
64.0	43.7	6750.0	33.2	93.0	21.9	7500.0	18.5	93.0	14.1	7612.5	12.0	94.0	7.8	7612.5	6.7	93.0													200 B5						
68.9	40.6	6750.0	30.9	93.0	20.3	7500.0	17.2	93.0	13.1	7612.5	11.2	94.0	7.3	7612.5	6.2	93.0														225 B5					
75.0	37.3	6750.0	28.4	93.0	18.7	7500.0	15.8	93.0	12.0	7612.5	10.3	94.0	6.7	7612.5	5.7	93.0															100 B5				
81.7	34.3	6750.0	26.0	93.0	17.1	7500.0	14.5	93.0	11.0	7612.5	9.4	94.0	6.1	7612.5	5.2	93.0																112 B5			
89.4	31.3	6750.0	23.8	93.0	15.7	7500.0	13.2	93.0	10.1	7612.5	8.6	94.0	5.6	7612.5	4.8	93.0																	132 B5		
98.4	28.5	6750.0	21.6	93.0	14.2	7500.0	12.0	93.0	9.1	7612.5	7.8	94.0	5.1	7612.5	4.4	93.0																		160 B5	
113.9	24.6	6750.0	18.7	93.0	12.3	7500.0	10.4	93.0	7.9	7612.5	6.8	94.0	4.4	7612.5	3.8	93.0																			180 B5
124.1	22.6	6750.0	17.2	93.0	11.3	7500.0	9.5	93.0	7.3	7612.5	6.2	94.0	4.0	7612.5	3.5	93.0																			
135.8	20.6	6750.0	15.7	93.0	10.3	7500.0	8.7	93.0	6.6	7612.5	5.7	94.0	3.7	7612.5	3.2	93.0	225 B5																		
149.4	18.7	6750.0	14.2	93.0	9.4	7500.0	7.9	93.0	6.0	7612.5	5.2	94.0	3.3	7612.5	2.9	93.0	100 B5																		
162.7	17.2	6750.0	13.1	93.0	8.6	7500.0	7.3	93.0	5.5	7612.5	4.7	94.0	3.1	7612.5	2.6	93.0	112 B5																		
178.1	15.7	6210.0	11.0	93.0	7.9	6900.0	6.1	93.0	5.1	7003.5	4.0	94.0	2.8	7003.5	2.2	93.0	132 B5																		
196.0	14.3	5940.0	9.6	93.0	7.1	6600.0	5.3	93.0	4.6	6699.0	3.5	94.0	2.6	6699.0	1.9	93.0	160 B5																		

Pt <sub>N</sub> [kW]	tutti i rapporti all ratios alle Untersetzungen
	34.0

N.B. Per i riduttori evidenziati dal doppio bordo nella colonna delle potenze è necessario verificare lo scambio termico del riduttore (come indicato nel par. A-1.5). Per maggiori informazioni contattare l'ufficio tecnico STM.

NOTE. Please pay attention to the frame around the input power value: for this gearboxes it's important to check the thermal capacity (comp. par. A-1.5). For details please contact our technical department).  
For details please contact our technical

HINWEIS. Sind in den Tabellen Nennleistungen eingerahmt, so ist die thermische Leistungsgrenze der Getriebe zu beachten (s. Kapitel A-1.5). Für weitere Informationen wenden Sie sich bitte an unser technisches Büro.

N.B. I pesi riportati sono indicativi e possono variare in funzione della versione del riduttore.

NOTE. Listed weights are for reference only and can vary according to the gearbox version.

HINWEIS. Die angegebenen Gewichtsmaße sind Richtwerte und können je nach Getriebeversion variieren.



OR 180



240

ir	n <sub>1</sub> = 2800 min <sup>-1</sup>				n <sub>1</sub> = 1400 min <sup>-1</sup>				n <sub>1</sub> = 900 min <sup>-1</sup>				n <sub>1</sub> = 500 min <sup>-1</sup>				IEC
	n <sub>2</sub>	T <sub>2M</sub>	P	RD	n <sub>2</sub>	T <sub>2M</sub>	P	RD	n <sub>2</sub>	T <sub>2M</sub>	P	RD	n <sub>2</sub>	T <sub>2M</sub>	P	RD	
	min <sup>-1</sup>	Nm	kW	%	min <sup>-1</sup>	Nm	kW	%	min <sup>-1</sup>	Nm	kW	%	min <sup>-1</sup>	Nm	kW	%	
5.2	542.6	5400	323.0	95	271.3	6000	179.4	95	174.4	6533	125.6	95	96.9	6533	69.8	95	132 B5 160 B5 180 B5 200 B5 225 B5 250 B5 280 B5
7.6	369.0	7920	322.1	95	184.5	8800	179.0	95	118.6	9582	125.3	95	65.9	9582	69.6	95	
10.3	272.2	9450	283.5	95	136.1	10500	157.5	95	87.5	11433	110.3	95	48.6	11433	61.3	95	
11.2	250.0	9450	260.4	95	125.0	10500	144.6	95	80.3	11433	101.3	95	44.6	11433	56.3	95	
12.3	228.4	9450	237.9	95	114.2	10500	132.2	95	73.4	11433	92.5	95	40.8	11433	51.4	95	
13.5	207.6	8820	201.8	95	103.8	9800	112.1	95	66.7	10671	78.5	95	37.1	10671	43.6	95	
16.9	165.2	8640	157.4	95	82.6	9600	87.4	95	53.1	10453	61.2	95	29.5	10453	34.0	95	
18.5	151.7	9450	158.1	95	75.9	10500	87.8	95	48.8	11433	61.5	95	27.1	11433	34.1	95	
20.2	138.7	9450	144.4	95	69.3	10500	80.2	95	44.6	11433	56.2	95	24.8	11433	31.2	95	
22.2	126.0	9450	131.2	95	63.0	10500	72.9	95	40.5	11433	51.0	95	22.5	11433	28.4	95	
24.6	113.7	8550	107.2	95	56.9	9500	59.5	95	36.6	10344	41.7	95	20.3	10344	23.2	95	
30.5	91.8	6660	67.4	95	45.9	7400	37.4	95	29.5	8058	26.2	95	16.4	8058	14.6	95	
33.4	83.9	7290	67.4	95	41.9	8100	37.4	95	27.0	8820	26.2	95	15.0	8820	14.6	95	
36.7	76.2	8010	67.3	95	38.1	8900	37.4	95	24.5	9691	26.2	95	13.6	9691	14.5	95	
40.7	68.8	8820	66.9	95	34.4	9800	37.1	95	22.1	10671	26.0	95	12.3	10671	14.4	95	

Pt <sub>N</sub> [kW]	tutti i rapporti all ratios alle Untersetzungen
	65.0

N.B. Per i riduttori evidenziati dal doppio bordo nella colonna delle potenze è necessario verificare lo scambio termico del riduttore (come indicato nel par. A-1.5). Per maggiori informazioni contattare l'ufficio tecnico STM.

NOTE. Please pay attention to the frame around the input power value: for this gearboxes it's important to check the thermal capacity (comp. par. A-1.5). For details please contact our technical department).  
For details please contact our technical

HINWEIS. Sind in den Tabellen Nennleistungen eingerahmt, so ist die thermische Leistungsgrenze der Getriebe zu beachten (s. Kapitel A-1.5). Für weitere Informationen wenden Sie sich bitte an unser technisches Büro.

N.B. I pesi riportati sono indicativi e possono variare in funzione della versione del riduttore.

NOTE. Listed weights are for reference only and can vary according to the gearbox version.

HINWEIS. Die angegebenen Gewichtsmaße sind Richtwerte und können je nach Getriebeversion variieren.



OR 190



250

ir	n <sub>1</sub> = 2800 min <sup>-1</sup>				n <sub>1</sub> = 1400 min <sup>-1</sup>				n <sub>1</sub> = 900 min <sup>-1</sup>				n <sub>1</sub> = 500 min <sup>-1</sup>				IEC
	n <sub>2</sub>	T <sub>2M</sub>	P	RD	n <sub>2</sub>	T <sub>2M</sub>	P	RD	n <sub>2</sub>	T <sub>2M</sub>	P	RD	n <sub>2</sub>	T <sub>2M</sub>	P	RD	
	min <sup>-1</sup>	Nm	kW	%	min <sup>-1</sup>	Nm	kW	%	min <sup>-1</sup>	Nm	kW	%	min <sup>-1</sup>	Nm	kW	%	
15.5	180.9	5796.0	118.0	93.0	90.4	6440.0	65.6	93.0	58.1	6537	42.8	93.0	32.3	6537	23.8	93.0	132 B5 160 B5 180 B5 200 B5 225 B5 250 B5
17.5	160.1	6300.0	113.6	93.0	80.1	7000.0	63.1	93.0	51.5	7105	41.2	93.0	28.6	7105	22.9	93.0	
18.6	150.3	7056.0	119.4	93.0	75.2	7840.0	66.4	93.0	48.3	7958	43.3	93.0	26.8	7958	24.1	93.0	
23.7	118.1	8640.0	114.9	93.0	59.1	9600.0	63.8	93.0	38.0	9744	41.7	93.0	21.1	9744	23.1	93.0	
25.2	110.9	8820.0	110.1	93.0	55.4	9800.0	61.2	93.0	35.6	9947	39.9	93.0	19.8	9947	22.2	93.0	
28.8	97.2	9000.0	98.5	93.0	48.6	10000.0	54.7	93.0	31.2	10150	35.7	93.0	17.4	10150	19.8	93.0	
30.9	90.7	9225.0	94.2	93.0	45.4	10250.0	52.4	93.0	29.2	10404	34.2	93.0	16.2	10404	19.0	93.0	
35.7	78.4	9450.0	83.5	93.0	39.2	10500.0	46.4	93.0	25.2	10658	30.3	93.0	14.0	10658	16.8	93.0	
41.8	66.9	9450.0	71.2	93.0	33.5	10500.0	39.6	93.0	21.5	10658	25.8	93.0	12.0	10658	14.3	93.0	
45.6	61.5	9450.0	65.4	93.0	30.7	10500.0	36.3	93.0	19.8	10658	23.7	93.0	11.0	10658	13.2	93.0	
49.8	56.2	9450.0	59.8	93.0	28.1	10500.0	33.2	93.0	18.1	10658	21.7	93.0	10.0	10658	12.0	93.0	
54.3	51.6	9450.0	54.9	93.0	25.8	10500.0	30.5	93.0	16.6	10658	19.9	93.0	9.2	10658	11.1	93.0	
64.0	43.7	9450.0	46.5	93.0	21.9	10500.0	25.8	93.0	14.1	10658	16.9	93.0	7.8	10658	9.4	93.0	
68.9	40.6	9450.0	43.2	93.0	20.3	10500.0	24.0	93.0	13.1	10658	15.7	93.0	7.3	10658	8.7	93.0	
75.0	37.3	9450.0	39.7	93.0	18.7	10500.0	22.1	93.0	12.0	10658	14.4	93.0	6.7	10658	8.0	93.0	
81.7	34.3	9450.0	36.5	93.0	17.1	10500.0	20.3	93.0	11.0	10658	13.2	93.0	6.1	10658	7.3	93.0	
89.4	31.3	9450.0	33.3	93.0	15.7	10500.0	18.5	93.0	10.1	10658	12.1	93.0	5.6	10658	6.7	93.0	
97.9	28.6	9450.0	30.4	93.0	14.3	10500.0	16.9	93.0	9.2	10658	11.0	93.0	5.1	10658	6.1	93.0	
113.9	24.6	9450.0	26.2	93.0	12.3	10500.0	14.5	93.0	7.9	10658	9.5	93.0	4.4	10658	5.3	93.0	
124.1	22.6	9450.0	24.0	93.0	11.3	10500.0	13.3	93.0	7.3	10658	8.7	93.0	4.0	10658	4.8	93.0	
135.8	20.6	9450.0	21.9	93.0	10.3	10500.0	12.2	93.0	6.6	10658	8.0	93.0	3.7	10658	4.4	93.0	
147.8	18.9	9450.0	20.2	93.0	9.5	10500.0	11.2	93.0	6.1	10658	7.3	93.0	3.4	10658	4.1	93.0	
162.7	17.2	9450.0	18.3	93.0	8.6	10500.0	10.2	93.0	5.5	10658	6.6	93.0	3.1	10658	3.7	93.0	
178.1	15.7	9225.0	16.3	93.0	7.9	10250.0	9.1	93.0	5.1	10404	5.9	93.0	2.8	10404	3.3	93.0	
196.0*	14.3	9000.0	14.5	93.0	7.1	10000.0	8.0	93.0	4.6	10150	5.2	93.0	2.6	10150	2.9	93.0	

Pt <sub>N</sub> [kW]	tutti i rapporti all ratios alle Untersetzungen
	43.0

\* Nei rapporti contrassegnati non è disponibile la versione uscita con albero cavo.

\* *Hollow output shaft not available for ratios marked with this symbol.*

\* Bei den gekennzeichneten Übersetzungsverhältnissen ist die Version „Abtrieb mit Hohlwelle“ nicht verfügbar.

N.B. Per i riduttori evidenziati dal doppio bordo nella colonna delle potenze è necessario verificare lo scambio termico del riduttore (come indicato nel par. A-1.5). Per maggiori informazioni contattare l'ufficio tecnico STM.

*NOTE. Please pay attention to the frame around the input power value: for this gearboxes it's important to check the thermal capacity (comp. par. A-1.5). For details please contact our technical department). For details please contact our technical*

HINWEIS. Sind in den Tabellen Nennleistungen eingerahmt, so ist die thermische Leistungsgrenze der Getriebe zu beachten (s. Kapitel A-1.5). Für weitere Informationen wenden Sie sich bitte an unser technisches Büro.

N.B. I pesi riportati sono indicativi e possono variare in funzione della versione del riduttore.

*NOTE. Listed weights are for reference only and can vary according to the gearbox version.*

HINWEIS. Die angegeben Gewichtsmaße sind Richtwerte und können je nach Getriebeversion variieren.



1.7 Prestazioni motoriduttori

1.7 Gearmotors performances

1.7 Leistungen der Getriebemotoren

$n_2$ min <sup>-1</sup>	ir	T2 Nm	FS'	OM-OC	
----------------------------	----	----------	-----	-------	--

<b>0.09 kW</b>	$n_1 = 860 \text{ min}^{-1}$	63B 6
----------------	------------------------------	-------

44	19.5	18	14.0	<b>63</b>	63B 6
31	27.5	25	10.5	<b>63</b>	63B 6
28	31.2	28	9.3	<b>63</b>	63B 6
24	35.8	32	8.1	<b>63</b>	63B 6
19.3	44.6	40	6.5	<b>63</b>	63B 6
16.4	52.4	47	5.5	<b>63</b>	63B 6
12.5	69.0	62	4.2	<b>63</b>	63B 6
10.8	79.5	71	3.6	<b>63</b>	63B 6
9.5	90.6	82	3.1	<b>63</b>	63B 6
8.3	103.8	93	2.7	<b>63</b>	63B 6
6.7	129.3	116	2.2	<b>63</b>	63B 6
5.7	151.9	137	1.9	<b>63</b>	63B 6
4.8	179.6	162	3.2	<b>71</b>	63B 6
4.4	193.6	174	3.0	<b>71</b>	63B 6
4.3	200.1	180	1.4	<b>63</b>	63B 6
3.9	220.8	199	2.6	<b>71</b>	63B 6
3.5	243.3	219	1.2	<b>63</b>	63B 6
3.4	253.4	228	2.3	<b>71</b>	63B 6
3.1	280.4	252	1.1	<b>63</b>	63B 6
3.0	286.0	257	2.0	<b>71</b>	63B 6
2.5	342.9	308	1.7	<b>71</b>	63B 6
2.5	346.4	312	0.9	<b>63</b>	63B 6
2.2	387.0	348	1.5	<b>71</b>	63B 6

<b>0.13 kW</b>	$n_1 = 1360 \text{ min}^{-1}$ $n_1 = 860 \text{ min}^{-1}$	63A 4 63C 6
----------------	---	----------------

57	23.7	20	12.3	<b>63</b>	63A 4
50	27.5	23	10.6	<b>63</b>	63A 4
44	30.6	25	18.3	<b>71</b>	63A 4
44	31.2	26	9.3	<b>63</b>	63A 4
38	35.8	29	8.5	<b>63</b>	63A 4
31	44.6	37	6.8	<b>63</b>	63A 4
26	52.4	43	5.8	<b>63</b>	63A 4
19.7	69.0	57	4.4	<b>63</b>	63A 4
17.1	79.5	65	3.8	<b>63</b>	63A 4
15.0	90.6	74	3.1	<b>63</b>	63A 4
13.1	103.8	85	2.8	<b>63</b>	63A 4
10.5	129.3	106	2.3	<b>63</b>	63A 4
9.0	151.9	125	2.0	<b>63</b>	63A 4
8.1	168.0	138	3.3	<b>71</b>	63A 4
7.6	179.6	148	3.1	<b>71</b>	63A 4
7.0	193.6	159	2.9	<b>71</b>	63A 4
6.8	200.1	164	1.5	<b>63</b>	63A 4
6.5	209.4	172	2.7	<b>71</b>	63A 4
6.2	220.8	181	2.5	<b>71</b>	63A 4
5.6	243.3	200	1.3	<b>63</b>	63A 4
5.4	253.4	208	2.2	<b>71</b>	63A 4
4.8	280.4	230	1.1	<b>63</b>	63A 4
4.6	298.8	245	1.9	<b>71</b>	63A 4
4.0	342.9	282	1.6	<b>71</b>	63A 4
3.9	346.4	285	0.9	<b>63</b>	63A 4
3.5	387.0	318	1.4	<b>71</b>	63A 4
2.9	298.8	388	1.4	<b>71</b>	63C 6
2.5	342.9	445	1.2	<b>71</b>	63C 6
2.2	387.0	503	1.0	<b>71</b>	63C 6

$n_2$ min <sup>-1</sup>	ir	T2 Nm	FS'	OM-OC	
----------------------------	----	----------	-----	-------	--

<b>0.18 kW</b>	$n_1 = 1370 \text{ min}^{-1}$ $n_1 = 870 \text{ min}^{-1}$	63B 4 71A 6
----------------	---	----------------

92	14.8	17	13.1	<b>63</b>	63B 4
80	17.2	19	11.4	<b>63</b>	63B 4
70	19.5	22	10.4	<b>63</b>	63B 4
58	23.7	27	9.0	<b>63</b>	63B 4
50	27.5	31	7.7	<b>63</b>	63B 4
44	31.2	35	6.8	<b>63</b>	63B 4
38	35.8	40	6.2	<b>63</b>	63B 4
31	44.6	50	5.0	<b>63</b>	63B 4
26	52.4	59	4.2	<b>63</b>	63B 4
19.9	69.0	78	3.2	<b>63</b>	63B 4
17.2	79.5	90	2.8	<b>63</b>	63B 4
15.1	90.6	102	2.2	<b>63</b>	63B 4
13.2	103.8	117	2.0	<b>63</b>	63B 4
11.1	123.5	139	3.3	<b>71</b>	63B 4
10.6	129.3	146	1.6	<b>63</b>	63B 4
9.6	143.1	162	2.8	<b>71</b>	63B 4
9.0	151.9	172	1.4	<b>63</b>	63B 4
8.9	154.8	175	2.6	<b>71</b>	63B 4
8.2	168.0	190	2.4	<b>71</b>	63B 4
7.6	179.6	203	2.3	<b>71</b>	63B 4
7.1	193.6	219	2.1	<b>71</b>	63B 4
6.8	200.1	226	1.1	<b>63</b>	63B 4
6.5	209.4	236	1.9	<b>71</b>	63B 4
6.2	220.8	249	1.8	<b>71</b>	63B 4
5.6	243.3	275	0.9	<b>63</b>	63B 4
5.4	253.4	286	1.6	<b>71</b>	63B 4
4.9	280.4	317	0.8	<b>63</b>	63B 4
4.8	286.0	323	1.4	<b>71</b>	63B 4
4.6	298.8	337	1.4	<b>71</b>	63B 4
4.0	342.9	387	1.2	<b>71</b>	63B 4
3.5	387.0	437	1.1	<b>71</b>	63B 4
3.0	294.9	524	2.0	<b>90</b>	71A 6
2.9	298.8	531	1.0	<b>71</b>	71A 6
2.8	309.6	551	1.9	<b>90</b>	71A 6
2.6	338.1	601	1.7	<b>90</b>	71A 6
2.5	342.9	610	0.9	<b>71</b>	71A 6
2.2	390.0	694	1.5	<b>90</b>	71A 6

<b>0.22 kW</b>	$n_1 = 1400 \text{ min}^{-1}$	63C 4
----------------	-------------------------------	-------

122	11.5	15	12.3	<b>63</b>	63C 4
105	13.3	18	12.3	<b>63</b>	63C 4
94	14.8	20	11.0	<b>63</b>	63C 4
82	17.2	23	9.5	<b>63</b>	63C 4
72	19.5	26	8.7	<b>63</b>	63C 4
59	23.7	32	7.5	<b>63</b>	63C 4
51	27.5	37	6.5	<b>63</b>	63C 4
45	31.2	42	5.7	<b>63</b>	63C 4
39	35.8	48	5.2	<b>63</b>	63C 4
31	44.6	60	4.2	<b>63</b>	63C 4
27	52.4	71	3.5	<b>63</b>	63C 4
20	69.0	93	2.7	<b>63</b>	63C 4
17.6	79.5	107	2.3	<b>63</b>	63C 4
15.4	90.6	122	1.9	<b>63</b>	63C 4

$n_2$ min <sup>-1</sup>	ir	T2 Nm	FS'	OM-OC	
----------------------------	----	----------	-----	-------	--

<b>0.22 kW</b>	$n_1 = 1400 \text{ min}^{-1}$	63C 4
----------------	-------------------------------	-------

13.5	103.8	140	1.7	<b>63</b>	63C 4
11.3	123.5	167	2.8	<b>71</b>	63C 4
10.8	129.3	175	1.4	<b>63</b>	63C 4
9.8	143.1	193	2.4	<b>71</b>	63C 4
9.2	151.9	205	1.2	<b>63</b>	63C 4
9.0	154.8	209	2.2	<b>71</b>	63C 4
8.3	168.0	227	2.0	<b>71</b>	63C 4
7.8	179.6	243	1.9	<b>71</b>	63C 4
7.2	193.6	262	1.8	<b>71</b>	63C 4
7.0	200.1	270	0.9	<b>63</b>	63C 4
6.7	209.4	283	1.6	<b>71</b>	63C 4
6.3	220.8	298	1.5	<b>71</b>	63C 4
5.5	253.4	343	1.3	<b>71</b>	63C 4
4.9	286.0	386	1.2	<b>71</b>	63C 4
4.7	298.8	404	1.1	<b>71</b>	63C 4
4.1	342.9	463	1.0	<b>71</b>	63C 4
3.6	387.0	523	0.9	<b>71</b>	63C 4

<b>0.25 kW</b>	$n_1 = 1370 \text{ min}^{-1}$ $n_1 = 870 \text{ min}^{-1}$	71A 4 71B 6
----------------	---	----------------

173	7.9	12	13.7	<b>63</b>	71A 4
133	10.3	16	11.5	<b>63</b>	71A 4
119	11.5	18	10.6	<b>63</b>	71A 4
103	13.3	21	10.6	<b>63</b>	71A 4
92	14.8	23	9.5	<b>63</b>	71A 4
80	17.2	27	8.2	<b>63</b>	71A 4
70	19.5	31	7.5	<b>63</b>	71A 4
58	23.7	37	6.4	<b>63</b>	71A 4
50	27.5	43	5.6	<b>63</b>	71A 4
44	31.2	49	4.9	<b>63</b>	71A 4
38	35.8	56	4.5	<b>63</b>	71A 4
31	44.6	70	3.6	<b>63</b>	71A 4
26	52.4	82	3.0	<b>63</b>	71A 4
19.9	69.0	108	2.3	<b>63</b>	71A 4
17.2	79.5	125	2.0	<b>63</b>	71A 4
15.7	87.4	137	3.4	<b>71</b>	71A 4
15.1	90.6	142	1.6	<b>63</b>	71A 4
13.9	98.6	155	3.0	<b>71</b>	71A 4
13.2	103.8	163	1.4	<b>63</b>	71A 4
12.7	107.6	169	2.7	<b>71</b>	71A 4
11.1	123.5	194	2.4	<b>71</b>	71A 4
10.6	129.3	203	1.2	<b>63</b>	71A 4
9.0	151.9	238	1.0	<b>63</b>	71A 4
8.9	154.8	243	1.9	<b>71</b>	71A 4
8.2	168.0	263	1.7	<b>71</b>	71A 4
7.6	179.6	282	1.6	<b>71</b>	71A 4
6.5	209.4	328	1.4	<b>71</b>	71A 4
6.4	212.6	333	2.7	<b>90</b>	71A 4
6.2	220.8	346	1.3	<b>71</b>	71A 4
5.9	234.1	367	2.5	<b>90</b>	71A 4
5.4	253.4	397	1.2	<b>71</b>	71A 4
5.1	268.3	421	2.2	<b>90</b>	71A 4
4.8	286.0	449	1.0	<b>71</b>	71A 4
4.6	294.9	463	2.0	<b>90</b>	71A 4
4.6	298.8	469	1.0	<b>71</b>	71A 4
4.4	309.6	486	1.9	<b>90</b>	71A 4



### 1.7 Prestazioni motoriduttori

$n_2$ min <sup>-1</sup>	ir	T2 Nm	FS'	OM-OC	
----------------------------	----	----------	-----	-------	--

<b>0.25 kW</b>	$n_1 = 1370 \text{ min}^{-1}$	71A 4
	$n_1 = 870 \text{ min}^{-1}$	71B 6

4.1	338.1	530	1.7	<b>90</b>	71A 4
4.0	342.9	538	0.9	<b>71</b>	71A 4
3.5	390.0	612	1.5	<b>90</b>	71A 4
3.4	253.4	626	0.8	<b>71</b>	71B 6
3.0	294.9	728	1.4	<b>90</b>	71B 6
2.8	309.6	765	1.4	<b>90</b>	71B 6
2.6	338.1	835	1.2	<b>90</b>	71B 6
2.2	390.0	963	1.1	<b>90</b>	71B 6

<b>0.37 kW</b>	$n_1 = 2790 \text{ min}^{-1}$	63C 2
	$n_1 = 1380 \text{ min}^{-1}$	71B 4
	$n_1 = 910 \text{ min}^{-1}$	80A 6
	$n_1 = 880 \text{ min}^{-1}$	71C 6

271	10.3	12	12.8	<b>63</b>	63C 2
243	11.5	13	11.9	<b>63</b>	63C 2
210	13.3	15	11.6	<b>63</b>	63C 2
188	14.8	17	10.6	<b>63</b>	63C 2
174	7.9	18	9.3	<b>63</b>	71B 4
163	17.2	20	9.5	<b>63</b>	63C 2
143	19.5	22	8.5	<b>63</b>	63C 2
134	10.3	24	7.8	<b>63</b>	71B 4
120	11.5	26	7.2	<b>63</b>	71B 4
104	13.3	31	7.2	<b>63</b>	71B 4
93	14.8	34	6.4	<b>63</b>	71B 4
80	17.2	40	5.6	<b>63</b>	71B 4
71	19.5	45	5.1	<b>63</b>	71B 4
58	23.7	55	4.4	<b>63</b>	71B 4
50	27.5	63	3.8	<b>63</b>	71B 4
44	31.2	72	3.3	<b>63</b>	71B 4
39	35.8	82	3.0	<b>63</b>	71B 4
31	44.6	103	2.4	<b>63</b>	71B 4
26	52.4	121	2.1	<b>63</b>	71B 4
20	69.0	159	1.6	<b>63</b>	71B 4
19	73.2	178	3.1	<b>80</b>	71 B4
18.1	76.1	175	2.6	<b>71</b>	71B 4
17.4	79.5	183	1.4	<b>63</b>	71B 4
15.8	87.4	201	2.3	<b>71</b>	71B 4
15.2	90.6	209	1.1	<b>63</b>	71B 4
14.0	98.6	227	2.0	<b>71</b>	71B 4
13.3	103.8	239	1.0	<b>63</b>	71B 4
12.8	107.6	248	1.9	<b>71</b>	71B 4
11.3	122.3	282	3.2	<b>90</b>	71B 4
11.2	123.5	285	1.6	<b>71</b>	71B 4
10.7	129.3	298	0.8	<b>63</b>	71B 4
10.1	87.4	316	1.7	<b>71</b>	71C 6
8.9	154.8	357	1.3	<b>71</b>	71B 4
8.4	165.2	381	2.4	<b>90</b>	71B 4
8.2	168.0	387	1.2	<b>71</b>	71B 4
7.7	179.6	414	1.1	<b>71</b>	71B 4
7.1	193.6	446	1.0	<b>71</b>	71B 4
6.6	209.4	483	1.0	<b>71</b>	71B 4
6.5	212.6	490	1.9	<b>90</b>	71B 4
6.2	220.8	509	0.9	<b>71</b>	71B 4
5.9	234.1	539	1.7	<b>90</b>	71B 4
5.4	253.4	584	0.8	<b>71</b>	71B 4
5.1	268.3	618	1.5	<b>90</b>	71B 4
4.9	179.6	649	0.8	<b>71</b>	71C 6
4.7	294.9	680	1.3	<b>90</b>	71B 4

### 1.7 Gearmotors performances

$n_2$ min <sup>-1</sup>	ir	T2 Nm	FS'	OM-OC	
----------------------------	----	----------	-----	-------	--

<b>0.37 kW</b>	$n_1 = 2790 \text{ min}^{-1}$	63C 2
	$n_1 = 1380 \text{ min}^{-1}$	71B 4
	$n_1 = 910 \text{ min}^{-1}$	80A 6
	$n_1 = 880 \text{ min}^{-1}$	71C 6

4.5	309.6	713	1.3	<b>90</b>	71B 4
4.1	338.1	779	1.2	<b>90</b>	71B 4
4.1	223.5	781	2.4	<b>112</b>	80A 6
3.7	247.9	866	2.2	<b>112</b>	80A 6
3.5	390.0	899	1.0	<b>90</b>	71B 4
2.8	309.6	1119	0.9	<b>90</b>	71C 6
2.4	375.3	1311	1.3	<b>112</b>	80A 6

<b>0.55 kW</b>	$n_1 = 2800 \text{ min}^{-1}$	71B 2
	$n_1 = 1380 \text{ min}^{-1}$	71C 4
	$n_1 = 1390 \text{ min}^{-1}$	80A 4
	$n_1 = 910 \text{ min}^{-1}$	80B 6

354	7.9	13	10.5	<b>63</b>	71B 2
272	10.3	17	8.6	<b>63</b>	71B 2
244	11.5	19	8.0	<b>63</b>	71B 2
211	13.3	22	7.8	<b>63</b>	71B 2
174	7.9	27	6.3	<b>63</b>	71C 4
134	10.3	35	5.3	<b>63</b>	71C 4
120	11.5	39	4.8	<b>63</b>	71C 4
104	13.3	46	4.8	<b>63</b>	71C 4
93	14.8	51	4.3	<b>63</b>	71C 4
80	17.2	59	3.7	<b>63</b>	71C 4
71	19.5	67	3.4	<b>63</b>	71C 4
58	23.7	81	3.0	<b>63</b>	71C 4
50	27.5	94	2.6	<b>63</b>	71C 4
44	31.2	107	2.2	<b>63</b>	71C 4
39	35.8	123	2.0	<b>63</b>	71C 4
32	42.6	146	3.2	<b>71</b>	71C 4
31	44.6	153	1.6	<b>63</b>	71C 4
28	49.3	169	2.7	<b>71</b>	71C 4
27	51.0	185	3.0	<b>80</b>	71 C4
26	52.4	179	1.4	<b>63</b>	71C 4
26	53.4	183	2.5	<b>71</b>	71C 4
24	57.0	206	2.4	<b>80</b>	71 C4
24	57.9	198	2.3	<b>71</b>	71C 4
20	69.0	236	1.1	<b>63</b>	71C 4
18,9	73,2	265	2,1	<b>80</b>	71 C4
18.1	76.1	261	1.8	<b>71</b>	71C 4
17.4	79.5	272	0.9	<b>63</b>	71C 4
15.8	87.4	299	1.5	<b>71</b>	71C 4
14.9	92.5	317	2.9	<b>90</b>	71C 4
14.0	98.6	338	1.4	<b>71</b>	71C 4
12.9	106.7	366	2.5	<b>90</b>	71C 4
12.8	107.6	369	1.2	<b>71</b>	71C 4
11.3	122.3	419	2.2	<b>90</b>	71C 4
11.2	123.5	423	1.1	<b>71</b>	71C 4
10.5	131.1	449	2.0	<b>90</b>	71C 4
9.6	143.1	490	0.9	<b>71</b>	71C 4
9.1	151.9	520	1.7	<b>90</b>	71C 4
8.9	154.8	530	0.9	<b>71</b>	71C 4
8.4	166.0	565	3.1	<b>112</b>	80A 4
8.4	165.2	566	1.6	<b>90</b>	71C 4
8.2	168.0	575	0.8	<b>71</b>	71C 4
7.1	194.9	663	2.6	<b>112</b>	80A 4
6.5	212.6	728	1.2	<b>90</b>	71C 4
6.2	223.5	760	2.3	<b>112</b>	80A 4
5.9	234.1	802	1.1	<b>90</b>	71C 4
5.1	268.3	919	1.0	<b>90</b>	71C 4

### 1.7 Leistungen der Getriebemotoren

$n_2$ min <sup>-1</sup>	ir	T2 Nm	FS'	OM-OC	
----------------------------	----	----------	-----	-------	--

<b>0.55 kW</b>	$n_1 = 2800 \text{ min}^{-1}$	71B 2
	$n_1 = 1380 \text{ min}^{-1}$	71C 4
	$n_1 = 1390 \text{ min}^{-1}$	80A 4
	$n_1 = 910 \text{ min}^{-1}$	80B 6

5.1	272.4	926	1.9	<b>112</b>	80A 4
5.1	271.4	950	2.8	<b>125</b>	71C 4
4.7	298.1	1014	1.7	<b>112</b>	80A 4
4.5	309.6	1060	0.9	<b>90</b>	71C 4
4.1	342.9	1166	1.5	<b>112</b>	80A 4
3.7	375.3	1276	1.4	<b>112</b>	80A 4

<b>0.75 kW</b>	$n_1 = 2800 \text{ min}^{-1}$	71C 2
	$n_1 = 1390 \text{ min}^{-1}$	80B 4
	$n_1 = 910 \text{ min}^{-1}$	80C 6

354	7.9	18	7.7	<b>63</b>	71C 2
272	10.3	24	6.3	<b>63</b>	71C 2
244	11.5	26	5.9	<b>63</b>	71C 2
211	13.3	31	5.7	<b>63</b>	71C 2
176	7.9	37	4.6	<b>63</b>	80B 4
135	10.3	48	3.9	<b>63</b>	80B 4
121	11.5	53	3.6	<b>63</b>	80B 4
105	13.3	61	3.6	<b>63</b>	80B 4
94	14.8	69	3.2	<b>63</b>	80B 4
81	17.2	80	2.8	<b>63</b>	80B 4
71	19.5	91	2.5	<b>63</b>	80B 4
59	23.7	110	2.2	<b>63</b>	80B 4
51	27.5	127	1.9	<b>63</b>	80B 4
45	30.6	142	3.2	<b>71</b>	80B 4
44	31.2	145	1.7	<b>63</b>	80B 4
39	35.8	166	1.5	<b>63</b>	80B 4
37	37.1	172	2.7	<b>71</b>	80B 4
35	39.8	195	2.8	<b>80</b>	80 B4
33	42.6	197	2.3	<b>71</b>	80B 4
31	44.6	207	1.2	<b>63</b>	80B 4
28	49.3	229	2.0	<b>71</b>	80B 4
27	51.0	250	2.2	<b>80</b>	80 B4
27	52.4	243	1.0	<b>63</b>	80B 4
26	53.4	247	1.9	<b>71</b>	80B 4
24	57.0	279	1.8	<b>80</b>	80 B4
23	59.5	276	3.3	<b>90</b>	80B 4
20	69.0	320	0.8	<b>63</b>	80B 4
19,0	73,2	358	2,8	<b>100</b>	80 B4
19,0	73,2	358	1,5	<b>80</b>	80 B4
19,0	73,3	340	2,7	<b>90</b>	80B 4
18,3	76,1	353	1,3	<b>71</b>	80B 4
17,2	80,7	374	2,4	<b>90</b>	80B 4
15,9	87,4	405	1,1	<b>71</b>	80B 4
15,0	92,5	429	2,1	<b>90</b>	80B 4
14,1	98,6	457	1,0	<b>71</b>	80B 4
13,0	106,7	495	1,8	<b>90</b>	80B 4
12,9	107,6	499	0,9	<b>71</b>	80B 4
11,4	122,3	567	1,6	<b>90</b>	80B 4
11,3	123,5	573	0,8	<b>71</b>	80B 4
10,6	131,1	608	1,5	<b>90</b>	80B 4
10,2	135,6	629	2,8	<b>112</b>	80B 4
9,2	151,9	704	1,3	<b>90</b>	80B 4
9,0	154,8	718	2,4	<b>112</b>	80B 4
8,4	165,2	766	1,2	<b>90</b>	80B 4
8,4	166,0	770	2,3	<b>112</b>	80B 4
7,1	194,9	904	1,9	<b>112</b>	80B 4
6,5	212,6	986	0,9	<b>90</b>	80B 4



1.7 Prestazioni motoriduttori

$n_2$ min <sup>-1</sup>	ir	T2 Nm	FS'	OM-OC	
----------------------------	----	----------	-----	-------	--

<b>0.75 kW</b>	$n_1 = 2800 \text{ min}^{-1}$	71C 2
	$n_1 = 1390 \text{ min}^{-1}$	80B 4
	$n_1 = 910 \text{ min}^{-1}$	80C 6

6.2	223.5	1036	1.7	<b>112</b>	80B 4
5.9	234.1	1086	0.8	<b>90</b>	80B 4
5.6	247.9	1149	1.5	<b>112</b>	80B 4
5.1	272.4	1263	1.4	<b>112</b>	80B 4
4.7	298.1	1383	1.3	<b>112</b>	80B 4
4.1	342.9	1590	1.1	<b>112</b>	80B 4
3.7	375.3	1740	1.0	<b>112</b>	80B 4

<b>0.88 kW</b>	$n_1 = 1350 \text{ min}^{-1}$	80C 4
----------------	-------------------------------	-------

171	7.9	44	3.8	<b>63</b>	80C 4
131	10.3	58	3.2	<b>63</b>	80C 4
118	11.5	64	3.0	<b>63</b>	80C 4
102	13.3	74	3.0	<b>63</b>	80C 4
91	14.8	83	2.6	<b>63</b>	80C 4
79	17.2	96	2.3	<b>63</b>	80C 4
69	19.5	109	2.1	<b>63</b>	80C 4
59	22.9	128	3.3	<b>71</b>	80C 4
57	23.7	133	1.8	<b>63</b>	80C 4
50	27.1	152	3.0	<b>71</b>	80C 4
49	27.5	154	1.6	<b>63</b>	80C 4
44	31.0	183	3.0	<b>80</b>	80 C4
38	35.8	200	1.2	<b>63</b>	80C 4
36	37.1	208	2.2	<b>71</b>	80C 4
34	39.8	235	2.3	<b>80</b>	80 C4
32	42.6	238	1.9	<b>71</b>	80C 4
30	44.6	250	1.0	<b>63</b>	80C 4
27	49.3	276	1.7	<b>71</b>	80C 4
26	51.0	302	1.8	<b>80</b>	80 C4
26	52.4	293	3.1	<b>90</b>	80C 4
26	52.4	293	0.9	<b>63</b>	80C 4
24	57.0	337	1.5	<b>80</b>	80 C4
23	57.9	324	1.4	<b>71</b>	80C 4
23	58.0	343	2.9	<b>100</b>	80 C4
23	59.5	333	2.7	<b>90</b>	80C 4
18,4	73,2	433	2,3	<b>100</b>	80 C4
18,4	73,2	433	1,3	<b>80</b>	80 C4
18,4	73,3	411	2,2	<b>90</b>	80C 4
17,7	76,1	427	1,1	<b>71</b>	80C 4
16,7	80,7	452	2,0	<b>90</b>	80C 4
15,5	87,4	489	0,9	<b>71</b>	80C 4
14,6	92,5	518	1,8	<b>90</b>	80C 4
14,4	93,9	526	3,3	<b>112</b>	80C 4
12,7	106,7	598	1,5	<b>90</b>	80C 4
12,2	110,9	621	2,8	<b>112</b>	80C 4
10,3	131,1	735	1,2	<b>90</b>	80C 4
10,0	135,6	760	2,3	<b>112</b>	80C 4
8,9	151,9	851	1,1	<b>90</b>	80C 4
8,7	154,8	868	2,0	<b>112</b>	80C 4
8,2	165,2	896	1,0	<b>90</b>	80C 4
8,1	166,0	830	1,9	<b>112</b>	80C 4
6,9	194,9	1092	1,6	<b>112</b>	80C 4
6,0	223,5	1252	1,4	<b>112</b>	80C 4
5,0	272,4	1526	1,1	<b>112</b>	80C 4
3,9	342,9	1921	0,9	<b>112</b>	80C 4

1.7 Gearmotors performances

$n_2$ min <sup>-1</sup>	ir	T2 Nm	FS'	OM-OC	
----------------------------	----	----------	-----	-------	--

<b>1.1 kW</b>	$n_1 = 2830 \text{ min}^{-1}$	80B 2
	$n_1 = 1390 \text{ min}^{-1}$	80D 4
	$n_1 = 920 \text{ min}^{-1}$	90L 6

549	5,2	18	15,6	<b>80</b>	80 B2
358	7,9	26	5,3	<b>63</b>	80B 2
275	10,3	34	4,4	<b>63</b>	80B 2
247	11,5	38	4	<b>63</b>	80B 2
213	13,3	44	3,9	<b>63</b>	80B 2
191	14,8	50	3,6	<b>63</b>	80B 2
176	7,9	54	3,2	<b>63</b>	80D 4
165	17,2	57	3,2	<b>63</b>	80B 2
145	19,5	65	2,9	<b>63</b>	80B 2
135	10,3	70	2,6	<b>63</b>	80D 4
121	11,5	78	2,4	<b>63</b>	80D 4
105	13,3	90	2,4	<b>63</b>	80D 4
94	14,8	101	2,2	<b>63</b>	80D 4
81	17,2	117	1,9	<b>63</b>	80D 4
74	18,7	127	3,2	<b>71</b>	80D 4
71	19,5	133	1,7	<b>63</b>	80D 4
61	22,9	156	2,8	<b>71</b>	80D 4
59	23,7	161	1,5	<b>63</b>	80D 4
51	27,5	187	1,3	<b>63</b>	80D 4
51	27,1	184	2,5	<b>71</b>	80D 4
45	30,6	208	2,2	<b>71</b>	80D 4
45	31,0	223	2,5	<b>80</b>	80 D4
44	31,2	213	1,1	<b>63</b>	80D 4
39	35,8	243	1	<b>63</b>	80D 4
39	73,2	258	2,0	<b>80</b>	80 B2
37	37,1	252	1,8	<b>71</b>	80D 4
35	39,8	286	1,9	<b>80</b>	80 D4
33	42,6	290	1,6	<b>71</b>	80D 4
33	42,2	287	3,2	<b>90</b>	80D 4
31	44,6	303	0,8	<b>63</b>	80D 4
28	49,3	336	1,4	<b>71</b>	80D 4
27	51,0	367	1,5	<b>80</b>	80 D4
27	52,4	356	2,6	<b>90</b>	80D 4
26	53,4	363	1,3	<b>71</b>	80D 4
24	57,0	409	1,2	<b>80</b>	80 D4
24	57,9	394	1,2	<b>71</b>	80D 4
24	58,0	417	2,4	<b>100</b>	80 D4
23	59,5	404	2,3	<b>90</b>	80D 4
19,0	73,3	498	1,8	<b>90</b>	80D 4
19,0	73,2	526	1,9	<b>100</b>	80 D4
19,0	73,2	526	1,0	<b>80</b>	80 D4
18,3	76,1	518	0,9	<b>71</b>	80D 4
18,0	51,0	554	2,1	<b>100</b>	90 L6
18,0	51,0	554	1,0	<b>80</b>	90 L6
18,0	77	524	3,3	<b>112</b>	80D 4
17,2	80,7	549	1,7	<b>90</b>	80D 4
16,3	85,4	581	3	<b>112</b>	80D 4
16,1	57,0	619	0,8	<b>80</b>	90 L6
15,9	87,4	594	0,8	<b>71</b>	80D 4
15,9	58,0	629	1,6	<b>100</b>	90 L6
14,8	93,9	639	2,7	<b>112</b>	80D 4
14,7	94,4	642	1,4	<b>90</b>	80D 4
13,5	102,8	699	2,5	<b>112</b>	80D 4
13,0	106,7	726	1,3	<b>90</b>	80D 4
12,6	73,2	794	1,3	<b>100</b>	90 L6
12,5	110,9	754	2,3	<b>112</b>	80D 4
12,2	75,4	818	2,5	<b>125</b>	90 L6
11,4	122,3	832	1,1	<b>90</b>	80D 4
11,1	125,2	852	2,1	<b>112</b>	80D 4

1.7 Leistungen der Getriebemotoren

$n_2$ min <sup>-1</sup>	ir	T2 Nm	FS'	OM-OC	
----------------------------	----	----------	-----	-------	--

<b>1.1 kW</b>	$n_1 = 2830 \text{ min}^{-1}$	80B 2
	$n_1 = 1390 \text{ min}^{-1}$	80D 4
	$n_1 = 920 \text{ min}^{-1}$	90L 6

10,6	131,1	892	1	90	80D 4
10,2	135,6	923	1,9	112	80D 4
9,2	151,9	1033	0,9	90	80D 4
9,0	154,8	1053	1,7	112	80D 4
8,4	109,4	1174	3,0	132	90 L6
8,4	166	1129	1,5	112	80D 4
8,4	165,2	1124	0,8	90	80D 4
7,3	125,5	1347	2,6	132	90 L6
7,1	194,9	1326	1,3	112	80D 4
6,7	136,7	1467	2,4	132	90 L6
6,2	223,5	1520	1,2	112	80D 4
6,2	149,5	1605	2,2	132	90 L6
5,6	247,9	1686	1	112	80D 4
5,6	164,6	1766	2,0	132	90 L6
5,1	180,0	1932	1,8	132	90 L6
5,1	272,4	1853	0,9	112	80D 4
4,7	298,1	2028	0,9	112	80D 4



### 1.7 Prestazioni motoriduttori

### 1.7 Gearmotors performances

### 1.7 Leistungen der Getriebemotoren

$n_2$ min <sup>-1</sup>	ir	T2 Nm	FS'	OM-OC	
----------------------------	----	----------	-----	-------	--

$n_2$ min <sup>-1</sup>	ir	T2 Nm	FS'	OM-OC	
----------------------------	----	----------	-----	-------	--

$n_2$ min <sup>-1</sup>	ir	T2 Nm	FS'	OM-OC	
----------------------------	----	----------	-----	-------	--

<b>1.5 kW</b>	$n_1 = 2830 \text{ min}^{-1}$	80C 2
	$n_1 = 1400 \text{ min}^{-1}$	90L 4
	$n_1 = 925 \text{ min}^{-1}$	90LB 6

<b>1.5 kW</b>	$n_1 = 2830 \text{ min}^{-1}$	80C 2
	$n_1 = 1400 \text{ min}^{-1}$	90L 4
	$n_1 = 925 \text{ min}^{-1}$	90LB 6

<b>1.8 kW</b>	$n_1 = 2770 \text{ min}^{-1}$	80D 2
	$n_1 = 1400 \text{ min}^{-1}$	90LB 4
	$n_1 = 940 \text{ min}^{-1}$	100B 6

549	5,2	24,8	11,5	<b>80</b>	80 C2
412	6,9	31	7	<b>71</b>	80C 2
358	7,9	36	3,9	<b>63</b>	80C 2
337	8,4	38	6,5	<b>71</b>	80C 2
275	10,3	47	3,2	<b>63</b>	80C 2
247	11,5	52	3,0	<b>63</b>	80C 2
213	13,3	61	2,9	<b>63</b>	80C 2
191	14,8	68	2,7	<b>63</b>	80C 2
177	7,9	73	2,3	<b>63</b>	90L 4
165	17,2	78	2,4	<b>63</b>	80C 2
145	19,5	89	2,1	<b>63</b>	80C 2
136	10,3	95	2,0	<b>63</b>	90L 4
123	11,4	105	3,2	<b>71</b>	90L 4
122	11,5	106	1,8	<b>63</b>	90L 4
105	13,3	122	1,8	<b>63</b>	90L 4
100	13,9	128	3,1	<b>71</b>	90L 4
94	14,8	137	1,6	<b>63</b>	90L 4
85	16,5	152	2,6	<b>71</b>	90L 4
82	17,2	158	1,4	<b>63</b>	90L 4
75	18,7	172	2,4	<b>71</b>	90L 4
72	19,5	180	1,3	<b>63</b>	90L 4
66	21,2	206	2,9	<b>80</b>	90 L 4
61	22,9	211	2,0	<b>71</b>	90L 4
59	23,7	219	1,1	<b>63</b>	90L 4
58	24,2	235	2,6	<b>80</b>	90 L 4
52	27,1	249	1,8	<b>71</b>	90L 4
51	27,5	253	0,9	<b>63</b>	90L 4
46	30,6	282	1,6	<b>71</b>	90L 4
45	31,0	302	1,8	<b>80</b>	90 L 4
45	31,2	288	0,8	<b>63</b>	90L 4
43	32,5	300	3,0	<b>90</b>	90L 4
38	36,9	340	2,7	<b>90</b>	90L 4
38	37,1	342	1,3	<b>71</b>	90L 4
35	39,8	387	1,4	<b>80</b>	90 L 4
35	40,5	393	2,7	<b>100</b>	90 L 4
33	42,2	388	2,3	<b>90</b>	90L 4
33	42,6	392	1,2	<b>71</b>	90L 4
31	45,2	416	2,2	<b>90</b>	90L 4
28	49,3	454	1,0	<b>71</b>	90L 4
27	51,0	496	2,3	<b>100</b>	90 L 4
27	51,0	496	1,1	<b>80</b>	90 L 4
27	52,4	482	1,9	<b>90</b>	90L 4
26	53,4	491	0,9	<b>71</b>	90L 4
25	57,0	554	0,9	<b>80</b>	90 L 4
24	58,0	564	1,8	<b>100</b>	90 L 4
24	57,2	527	3,3	<b>112</b>	90L 4
24	59,5	548	1,7	<b>90</b>	90L 4
24	57,9	533	0,9	<b>71</b>	90L 4
22	64,6	594	2,9	<b>112</b>	90L 4
19,1	73,2	712	1,4	<b>100</b>	90 L 4
19,1	73,2	712	0,8	<b>80</b>	90 L 4
19,1	73,3	675	1,3	<b>90</b>	90L 4
18,6	75,4	733	2,7	<b>125</b>	90 L 4
18,2	77	709	2,5	<b>112</b>	90L 4
17,4	80,7	743	1,2	<b>90</b>	90L 4
16,4	85,4	787	2,2	<b>112</b>	90L 4
15,1	92,5	852	1,1	<b>90</b>	90L 4
14,9	93,9	865	2,0	<b>112</b>	90L 4

13,6	102,8	946	1,8	<b>112</b>	90L 4
13,1	106,7	983	0,9	<b>90</b>	90L 4
12,8	109,4	1052	3,3	<b>132</b>	90 L 4
12,6	110,9	1021	1,7	<b>112</b>	90L 4
11,4	122,3	1126	0,8	<b>90</b>	90L 4
11,2	125,2	1153	1,5	<b>112</b>	90L 4
11,2	125,5	1207	2,9	<b>132</b>	90 L 4
10,3	135,6	1249	1,4	<b>112</b>	90L 4
10,2	136,7	1314	2,7	<b>132</b>	90 L 4
9,4	149,5	1438	2,4	<b>132</b>	90 L 4
9,0	154,8	1426	1,2	<b>112</b>	90L 4
8,5	164,6	1583	2,2	<b>132</b>	90 L 4
8,4	166	1529	1,1	<b>112</b>	90L 4
7,8	180,0	1732	2,0	<b>132</b>	90 L 4
7,2	194,9	1795	1,0	<b>112</b>	90L 4
6,8	136,7	1989	1,8	<b>132</b>	90LB 6
6,3	223,5	2058	0,9	<b>112</b>	90L 4
6,2	149,5	2176	1,6	<b>132</b>	90LB 6
5,6	164,6	2396	1,5	<b>132</b>	90LB 6
5,1	180,0	2621	1,4	<b>132</b>	90LB 6

<b>1.8 kW</b>	$n_1 = 2770 \text{ min}^{-1}$	80D 2
	$n_1 = 1400 \text{ min}^{-1}$	90LB 4
	$n_1 = 940 \text{ min}^{-1}$	100B 6

538	5,2	30,4	9,3	<b>80</b>	80 D2
404	6,9	38	5,7	<b>71</b>	80D 2
350	7,9	44	3,2	<b>63</b>	80D 2
279	9,9	55	4,7	<b>71</b>	80D 2
269	10,3	57	2,6	<b>63</b>	80D 2
241	11,5	64	2,4	<b>63</b>	80D 2
208	13,3	74	2,4	<b>63</b>	80D 2
187	14,8	83	2,2	<b>63</b>	80D 2
177	7,9	87	1,9	<b>63</b>	90LB 4
167	8,4	93	3,2	<b>71</b>	90LB 4
141	9,9	110	2,9	<b>71</b>	90LB 4
136	10,3	114	1,6	<b>63</b>	90LB 4
123	11,4	126	2,7	<b>71</b>	90LB 4
122	11,5	127	1,5	<b>63</b>	90LB 4
105	13,3	147	1,5	<b>63</b>	90LB 4
100	13,9	154	2,6	<b>71</b>	90LB 4
94	14,8	164	1,3	<b>63</b>	90LB 4
85	16,5	182	2,2	<b>71</b>	90LB 4
82	17,2	190	1,2	<b>63</b>	90LB 4
75	18,7	207	2	<b>71</b>	90LB 4
72	19,5	216	1,1	<b>63</b>	90LB 4
66	21,2	247	2,4	<b>80</b>	90 LB4
61	23	254	3,2	<b>90</b>	90LB 4
61	22,9	253	1,7	<b>71</b>	90LB 4
59	23,7	262	0,9	<b>63</b>	90LB 4
58	24,2	282	2,1	<b>80</b>	90 LB4
55	25,7	284	3,2	<b>90</b>	90LB 4
52	27,1	299	1,5	<b>71</b>	90LB 4
51	27,5	304	0,8	<b>63</b>	90LB 4
49	28,8	319	2,9	<b>90</b>	90LB 4
46	30,6	338	1,4	<b>71</b>	90LB 4
45	31,0	362	3,0	<b>100</b>	90 LB4
45	31,0	362	1,5	<b>80</b>	90 LB4
43	32,5	360	2,5	<b>90</b>	90LB 4

38	37,1	410	1,1	<b>71</b>	90LB 4
35	39,8	464	1,2	<b>80</b>	90 LB4
35	40,5	472	2,2	<b>100</b>	90 LB4
33	42,2	466	2	<b>90</b>	90LB 4
33	42,6	470	1	<b>71</b>	90LB 4
31	45,2	500	1,8	<b>90</b>	90LB 4
28	49,3	545	0,8	<b>71</b>	90LB 4
27	51,0	595	1,9	<b>100</b>	90 LB4
27	51,0	595	0,9	<b>80</b>	90 LB4
26	53,4	590	3	<b>112</b>	90LB 4
26	53,4	590	0,8	<b>71</b>	90LB 4
25	57,0	665	0,8	<b>80</b>	90 LB4
24	58,0	677	3,0	<b>125</b>	90 LB4
24	58,0	677	1,5	<b>100</b>	90 LB4
24	57,2	632	2,8	<b>112</b>	90LB 4
24	59,5	657	1,4	<b>90</b>	90LB 4
22	64,6	713	2,5	<b>112</b>	90LB 4
19,1	73,2	854	1,2	<b>100</b>	90 LB4
19,1	73,3	810	1,1	<b>90</b>	90LB 4
18,6	75,4	879	2,3	<b>125</b>	90 LB4
18,2	77	851	2,1	<b>112</b>	90LB 4
17,4	80,7	892	1	<b>90</b>	90LB 4
16,4	85,4	944	1,9	<b>112</b>	90LB 4
15,4	90,8	1048	3,3	<b>132</b>	90LB 4
15,1	92,5	1022	0,9	<b>90</b>	90LB 4
14,9	93,9	1038	1,7	<b>112</b>	90LB 4
14,1	99,4	1147	3,1	<b>132</b>	90LB 4
13,6	102,8	1136	1,5	<b>112</b>	90LB 4
12,8	109,4	1263	2,8	<b>132</b>	90LB 4
12,6	110,9	1226	1,4	<b>112</b>	90LB 4
11,2	125,2	1384	1,3	<b>112</b>	90LB 4
11,2	125,5	1449	2,4	<b>132</b>	90LB 4
10,9	86,0	1479	3,4	<b>150</b>	100B 6
10,3	135,6	1499	1,2	<b>112</b>	90LB 4
10,2	136,7	1577	2,2	<b>132</b>	90LB 4
9,9	94,6	1626	3,1	<b>150</b>	100B 6
9,4	149,5	1726	2,0	<b>132</b>	90LB 4
9,2	101,7	1748	2,9	<b>150</b>	100B 6
9	154,8	1711	1	<b>112</b>	90LB 4
8,6	109,8	1887	2,7	<b>150</b>	100B 6
8,5	164,6	1899	1,8	<b>132</b>	90LB 4
8,4	166	1835	1	<b>112</b>	90LB 4
7,8	180,0	2078	1,7	<b>132</b>	90LB 4
7,3	129,5	2226	2,3	<b>150</b>	100B 6
7,2	194,9	2154	0,8	<b>112</b>	90LB 4
6,9	135,8	2334	3,3	<b>170</b>	100B 6
6,9	136,7	2349	1,5	<b>132</b>	100B 6
6,6	141,6	2434	2,1	<b>150</b>	100B 6
6,3	149,4	2568	3,0	<b>170</b>	100B 6
6,3	149,5	2570	1,4	<b>132</b>	100B 6
6,0	155,7	2676	1,9	<b>150</b>	100B 6
5,8	162,7	2797	2,7	<b>170</b>	100B 6
5,7	164,6	2829	1,3	<b>132</b>	100B 6
5,3	178,1	3061	2,3	<b>170</b>	100B 6
5,2	180,0	3095	1,1	<b>132</b>	100B 6
5,1	185,5	3189	1,5	<b>150</b>	100B 6
4,8	196,0	3368	2,0	<b>170</b>	100B 6
4,6	204,2	3510	1,3	<b>150</b>	100B 6



1.7 Prestazioni motoriduttori

1.7 Gearmotors performances

1.7 Leistungen der Getriebemotoren

$n_2$ min <sup>-1</sup>	ir	T2 Nm	FS'	OM-OC	
----------------------------	----	----------	-----	-------	--

<b>2.2 kW</b>	$n_1 = 2840 \text{ min}^{-1}$	90L 2
	$n_1 = 1410 \text{ min}^{-1}$	100A 4
	$n_1 = 940 \text{ min}^{-1}$	100BL 6

551	5.2	36	7.8	<b>80</b>	90L 2
414	6.9	46	4.8	<b>71</b>	90L 2
359	7.9	53	2.7	<b>63</b>	90L 2
338	8.4	56	4.5	<b>71</b>	90L 2
286	9.9	66	3.9	<b>71</b>	90L 2
276	10.3	68	2.2	<b>63</b>	90L 2
250	11.4	76	3.7	<b>71</b>	90L 2
248	11.5	76	2	<b>63</b>	90L 2
214	13.3	88	2	<b>63</b>	90L 2
206	6.9	92	2.9	<b>71</b>	100A 4
192	14.8	99	1.8	<b>63</b>	90L 2
182	5.2	109	2.9	<b>80</b>	100BL 6
178	7.9	106	1.6	<b>63</b>	100A 4
168	8.4	113	2.7	<b>71</b>	100A 4
142	9.9	133	2.4	<b>71</b>	100A 4
137	10.3	138	1.3	<b>63</b>	100A 4
132	7.1	151	2.6	<b>80</b>	100BL 6
124	11.4	153	2.2	<b>71</b>	100A 4
123	11.5	154	1.2	<b>63</b>	100A 4
109	13	174	3.1	<b>90</b>	100A 4
106	13.3	178	1.2	<b>63</b>	100A 4
101	14	188	3.1	<b>90</b>	100A 4
101	13.9	187	2.1	<b>71</b>	100A 4
96	14.6	207	2.9	<b>80</b>	100A 4
95	14.8	199	1.1	<b>63</b>	100A 4
86	16.5	221	1.8	<b>71</b>	100A 4
85	16.7	236	2.5	<b>80</b>	100A 4
82	17.2	230	1	<b>63</b>	100A 4
79	17.7	238	3.2	<b>90</b>	100A 4
75	18.7	251	1.6	<b>71</b>	100A 4
72	19.5	262	0.9	<b>63</b>	100A 4
70	20.1	270	2.9	<b>90</b>	100A 4
66	21.2	300	2.0	<b>80</b>	100A 4
61	23	308	2.7	<b>90</b>	100A 4
61	22.9	308	1.4	<b>71</b>	100A 4
58	24.2	342	1.8	<b>80</b>	100A 4
55	25.7	344	2.6	<b>90</b>	100A 4
52	27.1	363	1.3	<b>71</b>	100A 4
49	28.8	387	2.4	<b>90</b>	100A 4
46	30.6	410	1.1	<b>71</b>	100A 4
45	31.0	439	2.5	<b>100</b>	100A 4
45	31.0	439	1.3	<b>80</b>	100A 4
43	32.5	436	2.1	<b>90</b>	100A 4
38	36.9	495	1.8	<b>90</b>	100A 4
38	37.1	497	0.9	<b>71</b>	100A 4
35	39.8	563	1.0	<b>80</b>	100A 4
35	40.5	573	1.8	<b>100</b>	100A 4
33	42.2	565	1.6	<b>90</b>	100A 4
33	42.6	571	0.8	<b>71</b>	100A 4
31	45.2	606	1.5	<b>90</b>	100A 4
30	46.8	627	2.8	<b>112</b>	100A 4
28	51.0	723	1.6	<b>100</b>	100A 4
28	51.0	723	0.8	<b>80</b>	100A 4
27	52.4	702	1.3	<b>90</b>	100A 4
27	52.6	744	3.1	<b>125</b>	100A 4
26	53.4	716	2.4	<b>112</b>	100A 4
25	57.2	768	2.3	<b>112</b>	100A 4
24	58.0	821	2.4	<b>125</b>	100A 4
24	58.0	821	1.2	<b>100</b>	100A 4

$n_2$ min <sup>-1</sup>	ir	T2 Nm	FS'	OM-OC	
----------------------------	----	----------	-----	-------	--

<b>2.2 kW</b>	$n_1 = 2840 \text{ min}^{-1}$	90L 2
	$n_1 = 1410 \text{ min}^{-1}$	100A 4
	$n_1 = 940 \text{ min}^{-1}$	100BL 6

24	59.5	797	1.1	<b>90</b>	100A 4
22	64.6	866	2	<b>112</b>	100A 4
19.3	73.2	1036	1.0	<b>100</b>	100A 4
19.2	73.3	983	0.9	<b>90</b>	100A 4
18.7	75.4	1067	1.9	<b>125</b>	100A 4
18.5	76.3	1068	3.3	<b>132</b>	100A 4
18.4	51.0	1084	1.1	<b>100</b>	100BL 6
18.3	77	1033	1.7	<b>112</b>	100A 4
17.9	52.6	1116	2.1	<b>125</b>	100BL 6
17.5	80.7	1082	0.8	<b>90</b>	100A 4
17.0	83.0	1163	3.0	<b>132</b>	100A 4
16.5	85.4	1146	1.5	<b>112</b>	100A 4
16.2	58.0	1232	1.6	<b>125</b>	100BL 6
16.2	58.0	1232	0.8	<b>100</b>	100BL 6
15.5	90.8	1272	2.8	<b>132</b>	100A 4
15	93.9	1259	1.4	<b>112</b>	100A 4
14.2	99.4	1392	2.5	<b>132</b>	100A 4
13.7	102.8	1378	1.3	<b>112</b>	100A 4
13.0	72.3	1536	2.6	<b>140</b>	100BL 6
12.9	109.4	1532	2.3	<b>132</b>	100A 4
12.8	109.8	1538	3.3	<b>150</b>	100A 4
12.7	110.9	1487	1.2	<b>112</b>	100A 4
12.5	75.4	1601	1.3	<b>125</b>	100BL 6
11.9	78.7	1653	3.1	<b>150</b>	100BL 6
11.3	125.2	1679	1	<b>112</b>	100A 4
11.2	125.5	1758	2.0	<b>132</b>	100A 4
10.9	129.5	1813	2.8	<b>150</b>	100A 4
10.4	135.6	1819	1	<b>112</b>	100A 4
10.3	136.7	1914	1.8	<b>132</b>	100A 4
10.0	141.6	1983	2.5	<b>150</b>	100A 4
9.4	149.5	2094	1.7	<b>132</b>	100A 4
9.2	101.7	2137	2.4	<b>150</b>	100BL 6
9.1	154.8	2076	0.8	<b>112</b>	100A 4
9.1	155.7	2181	2.3	<b>150</b>	100A 4
8.7	162.7	2279	3.3	<b>170</b>	100A 4
8.6	164.6	2305	1.5	<b>132</b>	100A 4
8.5	166	2227	0.8	<b>112</b>	100A 4
7.9	178.1	2494	2.8	<b>170</b>	100A 4
7.8	180.0	2522	1.4	<b>132</b>	100A 4
7.6	185.5	2599	1.8	<b>150</b>	100A 4
7.6	124.1	2607	2.9	<b>170</b>	100BL 6
7.2	196.0	2745	2.4	<b>170</b>	100A 4
6.9	204.2	2860	1.6	<b>150</b>	100A 4
6.9	136.7	2871	1.2	<b>132</b>	100BL 6
6.6	141.6	2974	1.7	<b>150</b>	100BL 6
6.3	149.4	3139	2.4	<b>170</b>	100BL 6
6.3	149.5	3141	1.1	<b>132</b>	100BL 6
6.0	155.7	3271	1.6	<b>150</b>	100BL 6
5.8	162.7	3419	2.2	<b>170</b>	100BL 6
5.7	164.6	3458	1.0	<b>132</b>	100BL 6
5.3	178.1	3741	1.9	<b>170</b>	100BL 6
5.2	180.0	3783	0.9	<b>132</b>	100BL 6
5.1	185.5	3898	1.2	<b>150</b>	100BL 6
4.8	196.0	4117	1.6	<b>170</b>	100BL 6
4.6	204.2	4290	1.1	<b>150</b>	100BL 6

$n_2$ min <sup>-1</sup>	ir	T2 Nm	FS'	OM-OC	
----------------------------	----	----------	-----	-------	--

<b>3 kW</b>	$n_1 = 2840 \text{ min}^{-1}$	90LB 2
	$n_1 = 1420 \text{ min}^{-1}$	100B 4
	$n_1 = 940 \text{ min}^{-1}$	112B 6

551	5.2	49.4	5.8	<b>80</b>	90LB 2
414	6.9	62	3.5	<b>71</b>	90LB 2
359	7.9	72	1.9	<b>63*</b>	90LB 2
338	8.4	76	3.3	<b>71</b>	90LB 2
286	9.9	90	2.9	<b>71</b>	90LB 2
276	10.3	93	1.6	<b>63*</b>	90LB 2
276	5.2	99	3.1	<b>80</b>	100B 4
250	11.4	103	2.7	<b>71</b>	90LB 2
248	11.5	104	1.5	<b>63*</b>	90LB 2
214	13.3	121	1.5	<b>63*</b>	90LB 2
207	6.9	125	2.2	<b>71</b>	100B 4
200	7.1	136	2.8	<b>80</b>	100B 4
197	7.2	131	3.3	<b>90</b>	100B 4
192	14.8	135	1.3	<b>63*</b>	90LB 2
180	7.9	144	1.2	<b>63*</b>	100B 4
169	8.4	153	2	<b>71</b>	100B 4
157	9	164	2.7	<b>90</b>	100B 4
143	9.9	180	1.8	<b>71</b>	100B 4
142	10.0	191	2.6	<b>80</b>	100B 4
140	10.1	184	2.7	<b>90</b>	100B 4
138	10.3	187	1	<b>63*</b>	100B 4
125	11.4	207	1.6	<b>71</b>	100B 4
124	11.5	208	2.5	<b>90</b>	100B 4
124	11.5	208	0.9	<b>63*</b>	100B 4
119	11.9	229	2.4	<b>80</b>	100B 4
109	13	236	2.3	<b>90</b>	100B 4
107	13.3	241	0.9	<b>63*</b>	100B 4
102	13.9	253	1.6	<b>71</b>	100B 4
101	14	254	2.3	<b>90</b>	100B 4
97	14.6	281	2.1	<b>80</b>	100B 4
96	14.8	269	0.8	<b>63*</b>	100B 4
90	15.7	285	2.5	<b>90</b>	100B 4
86	16.5	299	1.3	<b>71</b>	100B 4
85	16.7	320	1.9	<b>80</b>	100B 4
80	17.7	322	2.3	<b>90</b>	100B 4
76	18.7	340	1.2	<b>71</b>	100B 4
71	20.1	366	2.2	<b>90</b>	100B 4
68	20.9	380	3.4	<b>112</b>	100B 4
67	21.2	407	2.8	<b>100</b>	100B 4
67	21.2	407	1.5	<b>80</b>	100B 4
62	23	418	2	<b>90</b>	100B 4
62	22.9	416	1	<b>71</b>	100B 4
60	23.6	429	3.1	<b>112</b>	100B 4
59	24.2	463	1.3	<b>80</b>	100B 4
58	24.6	471	2.5	<b>100</b>	100B 4
55	25.6	465	3	<b>112</b>	100B 4
55	25.7	466	1.9	<b>90</b>	100B 4
52	27.1	492	0.9	<b>71</b>	100B 4
49	28.8	524	1.7	<b>90</b>	100B 4
48	29.4	534	3.3	<b>112</b>	100B 4
46	30.6	555	0.8	<b>71</b>	100B 4
46	31.0	595	1.9	<b>100</b>	100B 4
46	31.0	595	0.9	<b>80</b>	100B 4
44	32.5	591	1.5	<b>90</b>	100B 4
43	32.8	595	2.9	<b>112</b>	100B 4
37	38.2	694	2.5	<b>112</b>	100B 4
35	40.5	775	2.6	<b>125</b>	100B 4
35	40.5	775	1.4	<b>100</b>	100B 4





### 1.7 Prestazioni motoriduttori

$n_2$ min <sup>-1</sup>	ir	T2 Nm	FS'	OM-OC	
----------------------------	----	----------	-----	-------	--

<b>3 kW</b>	$n_1 = 2840 \text{ min}^{-1}$	90LB 2
	$n_1 = 1420 \text{ min}^{-1}$	100B 4
	$n_1 = 940 \text{ min}^{-1}$	112B 6

34	42.2	766	1.2	<b>90</b>	100B 4
33	43.2	784	2.2	<b>112</b>	100B 4
31	45.2	821	1.1	<b>90</b>	100B 4
30	46.8	849	2.1	<b>112</b>	100B 4
28	51.0	978	1.2	<b>100</b>	100B 4
27	52.6	1008	2.3	<b>125</b>	100B 4
27	53.4	969	1.8	<b>112</b>	100B 4
27	52.4	951	1	<b>90</b>	100B 4
25	57.2	1039	1.7	<b>112</b>	100B 4
25	57.3	1087	3.2	<b>132</b>	100B 4
24	58.0	1112	1.8	<b>125</b>	100B 4
24	58.0	1112	0.9	<b>100</b>	100B 4
24	59.5	1080	0.8	<b>90</b>	100B 4
22	64.6	1172	1.5	<b>112</b>	100B 4
22	65.1	1235	2.8	<b>132</b>	100B 4
20	72.3	1386	2.9	<b>140</b>	100B 4
18.8	75.4	1445	1.4	<b>125</b>	100B 4
18.6	76.3	1446	2.4	<b>132</b>	100B 4
18.4	51.0	1478	0.8	<b>100</b>	112B 6
18.4	77	1399	1.3	<b>112</b>	100B 4
18.3	51.3	1485	3.1	<b>140</b>	112B 6
18.0	78.7	1492	3.4	<b>150</b>	100B 4
17.9	52.6	1522	1.5	<b>125</b>	112B 6
17.1	83.0	1575	2.2	<b>132</b>	100B 4
16.6	85.4	1551	1.1	<b>112</b>	100B 4
16.5	86.0	1632	3.1	<b>150</b>	100B 4
16.4	57.4	1662	2.6	<b>140</b>	112B 6
16.2	58.0	1680	1.2	<b>125</b>	112B 6
15.6	90.8	1723	2.0	<b>132</b>	100B 4
15.1	93.9	1705	1	<b>112</b>	100B 4
15.0	94.6	1794	2.8	<b>150</b>	100B 4
14.3	99.4	1885	1.9	<b>132</b>	100B 4
14.0	101.7	1929	2.6	<b>150</b>	100B 4
13.8	102.8	1866	0.9	<b>112</b>	100B 4
13.0	72.3	2094	1.9	<b>140</b>	112B 6
13.0	109.4	2075	1.7	<b>132</b>	100B 4
12.9	109.8	2082	2.4	<b>150</b>	100B 4
12.8	110.9	2014	0.9	<b>112</b>	100B 4
12.5	75.4	2183	0.9	<b>125</b>	112B 6
11.4	124.1	2353	3.2	<b>170</b>	100B 4
11.3	125.5	2381	1.5	<b>132</b>	100B 4
11.0	129.5	2455	2.0	<b>150</b>	100B 4
10.5	135.8	2575	2.9	<b>170</b>	100B 4
10.4	136.7	2592	1.4	<b>132</b>	100B 4
10.0	141.6	2685	1.9	<b>150</b>	100B 4
9.5	149.4	2834	2.6	<b>170</b>	100B 4
9.5	149.5	2835	1.2	<b>132</b>	100B 4
9.1	155.7	2953	1.7	<b>150</b>	100B 4
8.7	162.7	3086	2.4	<b>170</b>	100B 4
8.6	164.6	3121	1.1	<b>132</b>	100B 4
8.0	178.1	3377	2.0	<b>170</b>	100B 4
7.9	180.0	3415	1.0	<b>132</b>	100B 4
7.7	185.5	3519	1.4	<b>150</b>	100B 4
7.2	196.0	3716	1.8	<b>170</b>	100B 4
7.0	204.2	3873	1.2	<b>150</b>	100B 4
6.9	135.8	3890	2.0	<b>170</b>	112B 6
6.9	136.7	3915	0.9	<b>132</b>	112B 6
6.6	141.6	4056	1.3	<b>150</b>	112B 6

### 1.7 Gearmotors performances

$n_2$ min <sup>-1</sup>	ir	T2 Nm	FS'	OM-OC	
----------------------------	----	----------	-----	-------	--

<b>3 kW</b>	$n_1 = 2840 \text{ min}^{-1}$	90LB 2
	$n_1 = 1420 \text{ min}^{-1}$	100B 4
	$n_1 = 940 \text{ min}^{-1}$	112B 6

6.3	149.4	4281	1.8	170	112B 6
6.3	149.5	4283	0.8	132	112B 6
6.0	155.7	4461	1.1	150	112B 6
5.8	162.7	4662	1.6	170	112B 6
5.7	164.6	4715	0.8	132	112B 6
5.3	178.1	5101	1.4	170	112B 6
5.1	185.5	5316	0.9	150	112B 6
4.8	196.0	5614	1.2	170	112B 6
4.6	204.2	5850	0.8	150	112B 6

<b>4 kW</b>	$n_1 = 2860 \text{ min}^{-1}$	100B 2
	$n_1 = 1410 \text{ min}^{-1}$	100BL 4

555	5.2	65	4.3	<b>80</b>	100 B2
417	6.9	82	2.7	<b>71*</b>	100B 2
362	7.9	95	1.5	<b>63*</b>	100B 2
340	8.4	101	2.5	<b>71*</b>	100B 2
317	9	109	3.2	<b>90</b>	100B 2
288	9.9	119	2.2	<b>71*</b>	100B 2
282	10.1	122	2.9	<b>90</b>	100B 2
278	10.3	124	1.2	<b>63*</b>	100B 2
274	5.2	133	2.3	<b>80</b>	100 BL4
251	11.4	137	2	<b>71*</b>	100B 2
249	11.5	138	1.1	<b>63*</b>	100B 2
220	13	156	2.6	<b>90</b>	100B 2
206	6.9	167	1.6	<b>71*</b>	100BL 4
198	7.1	183	2.1	<b>80</b>	100 BL4
195	7.2	176	2.4	<b>90</b>	100BL 4
178	7.9	193	0.9	<b>63*</b>	100BL 4
172	16.7	212	2.6	<b>80</b>	100 B2
168	8.4	205	1.5	<b>71*</b>	100BL 4
159	8.9	217	3.3	<b>112</b>	100BL 4
156	9	220	2	<b>90</b>	100BL 4
142	9.9	242	1.3	<b>71*</b>	100BL 4
141	10.0	257	1.9	<b>80</b>	100 BL4
139	10.1	247	2	<b>90</b>	100BL 4
124	11.4	277	1.2	<b>71*</b>	100BL 4
123	11.5	279	1.9	<b>90</b>	100BL 4
120	11.8	287	3	<b>112</b>	100BL 4
118	11.9	307	1.8	<b>80</b>	100 BL4
109	13	317	1.7	<b>90</b>	100BL 4
108	13.1	320	2.8	<b>112</b>	100BL 4
101	14	341	1.7	<b>90</b>	100BL 4
101	13.9	340	1.2	<b>71*</b>	100BL 4
96	14.6	377	3.1	<b>100</b>	100 BL4
96	14.6	377	1.6	<b>80</b>	100 BL4
90	15.7	383	1.9	<b>90</b>	100BL 4
88	16.1	393	3	<b>112</b>	100BL 4
86	16.5	401	1	<b>71*</b>	100BL 4
85	16.7	429	1.4	<b>80</b>	100 BL4
83	17.0	437	2.7	<b>100</b>	100 BL4
79	17.9	438	2.8	<b>112</b>	100BL 4
79	17.7	433	1.7	<b>90</b>	100BL 4
75	18.7	456	0.9	<b>71*</b>	100BL 4
70	20.1	491	1.6	<b>90</b>	100BL 4
67	20.9	510	2.5	<b>112</b>	100BL 4
66	21.2	546	2.1	<b>100</b>	100 BL4

### 1.7 Leistungen der Getriebemotoren

$n_2$ min <sup>-1</sup>	ir	T2 Nm	FS'	OM-OC	
----------------------------	----	----------	-----	-------	--

<b>4 kW</b>	$n_1 = 2860 \text{ min}^{-1}$	100B 2
	$n_1 = 1410 \text{ min}^{-1}$	100BL 4

66	21.2	546	1.1	<b>80</b>	100 BL4
63	22.3	543	3.2	<b>112</b>	100BL 4
61	23	561	1.5	<b>90</b>	100BL 4
60	23.6	576	2.3	<b>112</b>	100BL 4
58	24.2	622	1.0	<b>80</b>	100 BL4
57	24.6	633	1.9	<b>100</b>	100 BL4
55	25.6	624	2.2	<b>112</b>	100BL 4
55	25.7	626	1.4	<b>90</b>	100BL 4
49	28.8	703	1.3	<b>90</b>	100BL 4
48	29.4	717	2.4	<b>112</b>	100BL 4
45	31.0	798	1.4	<b>100</b>	100 BL4
44	31.9	822	2.7	<b>125</b>	100 BL4
43	32.8	800	2.2	<b>112</b>	100BL 4
43	32.5	793	1.1	<b>90</b>	100BL 4
38	36.9	900	1	<b>90</b>	100BL 4
37	38.2	932	1.9	<b>112</b>	100BL 4
35	40.5	1041	2.0	<b>125</b>	100 BL4
35	40.5	1041	1.0	<b>100</b>	100 BL4
34	41.7	1063	3.3	<b>132</b>	100BL 4
33	43.2	1053	1.7	<b>112</b>	100BL 4
33	42.2	1028	0.9	<b>90</b>	100BL 4
31	44.9	1144	3.1	<b>132</b>	100BL 4
31	45.2	1102	0.8	<b>90</b>	100BL 4
30	46.8	1140	1.5	<b>112</b>	100BL 4
28	51.0	1314	0.9	<b>100</b>	100 BL4
27	52.6	1353	1.7	<b>125</b>	100 BL4
27	52.6	1340	2.6	<b>132</b>	100BL 4
26	53.4	1301	1.3	<b>112</b>	100BL 4
25	57.3	1459	2.4	<b>132</b>	100BL 4
25	57.4	1477	2.8	<b>140</b>	100 BL4
24	58.0	1493	1.3	<b>125</b>	100 BL4
24	59.4	1512	3.3	<b>150</b>	100BL 4
22	64.6	1574	1.1	<b>112</b>	100BL 4
22	65.1	1659	2.1	<b>132</b>	100BL 4
21	66.7	1699	2.9	<b>150</b>	100BL 4
19	72.3	1861	2.1	<b>140</b>	100 BL4
19	75.4	1940	1.0	<b>125</b>	100 BL4
18.5	76.3	1942	1.8	<b>132</b>	100BL 4
18.3	77	1878	0.9	<b>112</b>	100BL 4
17.9	78.7	2003	2.5	<b>150</b>	100BL 4
17.0	83.0	2115	1.7	<b>132</b>	100BL 4
16.5	85.4	2083	0.8	<b>112</b>	100BL 4
16.4	86.0	2191	2.3	<b>150</b>	100BL 4
15.8	89.4	2277	3.3	<b>170</b>	100BL 4
15.5	90.8	2313	1.5	<b>132</b>	100BL 4
14.9	94.6	2409	2.1	<b>150</b>	100BL 4
14.3	98.4	2506	3.0	<b>170</b>	100BL 4
14.2	99.4	2532	1.4	<b>132</b>	100BL 4
13.9	101.7	2590	1.9	<b>150</b>	100BL 4
12.9	109.4	2786	1.3	<b>132</b>	100BL 4
12.8	109.8	2796	1.8	<b>150</b>	100BL 4
12.4	113.9	2901	2.6	<b>170</b>	100BL 4
11.4	124.1	3160	2.4	<b>170</b>	100BL 4
11.2	125.5	3197	1.1	<b>132</b>	100BL 4
10.9	129.5	3297	1.5	<b>150</b>	100BL 4
10.4	135.8	3457	2.2	<b>170</b>	100BL 4
10.3	136.7	3480	1.0	<b>132</b>	100BL 4
10.0	141.6	3605	1.4	<b>150</b>	100BL 4



1.7 Prestazioni motoriduttori

1.7 Gearmotors performances

1.7 Leistungen der Getriebemotoren

$n_2$ min <sup>-1</sup>	ir	T2 Nm	FS'	OM-OC	
----------------------------	----	----------	-----	-------	--

<b>4 kW</b>		$n_1=2860\text{ min}^{-1}$ $n_1=1410\text{ min}^{-1}$	100B 2 100BL 4
-------------	--	--	-------------------

9.4	149.4	3805	2.0	<b>170</b>	100BL 4
9.4	149.5	3807	0.9	<b>132</b>	100BL 4
9.1	155.7	3965	1.3	<b>150</b>	100BL 4
8.7	162.7	4144	1.8	<b>170</b>	100BL 4
8.6	164.6	4191	0.8	<b>132</b>	100BL 4
7.9	178.1	4534	1.5	<b>170</b>	100BL 4
7.8	180.0	4585	0.8	<b>132</b>	100BL 4
7.6	185.5	4725	1.0	<b>150</b>	100BL 4
7.2	196.0	4990	1.3	<b>170</b>	100BL 4
6.9	204.2	5200	0.9	<b>150</b>	100BL 4

<b>5.5 kW</b>		$n_1=2880\text{ min}^{-1}$ $n_1=1400\text{ min}^{-1}$	112B 2 112BL 4
---------------	--	--	-------------------

559	5.2	89	3.2	<b>80</b>	112 B2
420	6.9	113	2	<b>71*</b>	112B 2
405	7.1	123	2.8	<b>80</b>	112 B2
399	7.2	118	2.7	<b>90</b>	112B 2
343	8.4	138	1.8	<b>71*</b>	112B 2
319	9	148	2.4	<b>90</b>	112B 2
290	9.9	163	1.6	<b>71*</b>	112B 2
289	10.0	173	2.7	<b>80</b>	112 B2
284	10.1	167	2.1	<b>90</b>	112B 2
272	5.2	184	2.7	<b>100</b>	112BL4
272	5.2	184	1.7	<b>80</b>	112BL4
253	11.4	187	1.5	<b>71*</b>	112B 2
251	11.5	188	2.1	<b>90</b>	112B 2
204	6.9	232	1.2	<b>71*</b>	112BL4
197	7.1	253	1.5	<b>80</b>	112BL4
197	14.6	254	2.2	<b>80</b>	112 B2
194	7.2	244	1.8	<b>90</b>	112BL4
189	7.4	264	2.9	<b>100</b>	112BL4
183	7.7	258	2.6	<b>112</b>	112BL4
173	16.7	289	1.9	<b>80</b>	112 B2
167	8.4	284	1.1	<b>71*</b>	112BL4
157	8.9	300	2.4	<b>112</b>	112BL4
155	9	305	1.5	<b>90</b>	112BL4
141	9.9	335	1	<b>71*</b>	112BL4
140	10.0	355	2.8	<b>100</b>	112BL4
140	10.0	355	1.4	<b>80</b>	112BL4
138	10.1	343	1.5	<b>90</b>	112BL4
123	11.4	384	0.9	<b>71*</b>	112BL4
122	11.5	387	1.3	<b>90</b>	112BL4
119	11.8	397	2.1	<b>112</b>	112BL4
117	11.9	426	1.3	<b>80</b>	112BL4
117	24.6	426	2.6	<b>100</b>	112 B2
115	12.2	434	2.3	<b>100</b>	112BL4
108	13	439	1.2	<b>90</b>	112BL4
107	13.1	443	2	<b>112</b>	112BL4
100	14	472	1.2	<b>90</b>	112BL4
100	13.9	471	0.8	<b>71*</b>	112BL4
96	14.6	522	2.2	<b>100</b>	112BL4
96	14.6	522	1.2	<b>80</b>	112BL4
89	15.7	531	1.4	<b>90</b>	112BL4
87	16.1	544	2.1	<b>112</b>	112BL4
84	16.7	594	1.0	<b>80</b>	112BL4
83	17.0	605	2.0	<b>100</b>	112BL4
79	17.7	599	1.3	<b>90</b>	112BL4

$n_2$ min <sup>-1</sup>	ir	T2 Nm	FS'	OM-OC	
----------------------------	----	----------	-----	-------	--

<b>5.5 kW</b>		$n_1=2880\text{ min}^{-1}$ $n_1=1400\text{ min}^{-1}$	112B 2 112BL 4
---------------	--	--	-------------------

78	17.9	633	2.8	<b>132</b>	112BL4
78	17.9	606	2	<b>112</b>	112BL4
70	20.1	680	1.2	<b>90</b>	112BL4
69	20.3	714	2.8	<b>132</b>	112BL4
67	20.9	706	1.8	<b>112</b>	112BL4
66	21.2	756	2.8	<b>125</b>	112BL4
66	21.2	756	1.5	<b>100</b>	112BL4
66	21.2	756	0.8	<b>80</b>	112BL4
65	21.7	764	2.9	<b>132</b>	112BL4
63	22.3	751	2.3	<b>112</b>	112BL4
61	23	776	1.1	<b>90</b>	112BL4
59	23.6	798	1.7	<b>112</b>	112BL4
58	24.3	858	2.7	<b>132</b>	112BL4
57	24.6	876	2.6	<b>125</b>	112BL4
57	24.6	876	1.4	<b>100</b>	112BL4
55	25.6	864	1.6	<b>112</b>	112BL4
55	25.7	866	1	<b>90</b>	112BL4
51	27.5	968	2.8	<b>132</b>	112BL4
49	28.8	974	0.9	<b>90</b>	112BL4
48	29.4	993	1.8	<b>112</b>	112BL4
45	31.0	1106	1.0	<b>100</b>	112BL4
45	31.2	1100	2.9	<b>132</b>	112BL4
44	31.9	1139	2.0	<b>125</b>	112BL4
43	32.8	1107	1.6	<b>112</b>	112BL4
43	32.5	1099	0.8	<b>90</b>	112BL4
39	36.3	1280	2.7	<b>132</b>	112BL4
37	38.2	1291	1.4	<b>112</b>	112BL4
35	40.5	1442	1.4	<b>125</b>	112BL4
34	40.7	1451	2.8	<b>140</b>	112BL4
34	41.7	1472	2.4	<b>132</b>	112BL4
33	42.6	1504	3.3	<b>150</b>	112BL4
32	43.2	1458	1.2	<b>112</b>	112BL4
31	44.9	1585	2.2	<b>132</b>	112BL4
30	46.0	1624	3.1	<b>150</b>	112BL4
30	46.8	1579	1.1	<b>112</b>	112BL4
27	51.3	1828	2.5	<b>140</b>	112BL4
27	52.6	1874	1.2	<b>125</b>	112BL4
27	52.6	1856	1.9	<b>132</b>	112BL4
26	53.4	1802	1	<b>112</b>	112BL4
26	54.3	1914	2.6	<b>150</b>	112BL4
25	113.9	1953	3.5	<b>170</b>	112B 2
24	57.3	2021	1.7	<b>132</b>	112BL4
24	57.4	2046	2.1	<b>140</b>	112BL4
24	58.0	2068	1.0	<b>125</b>	112BL4
24	57.2	1933	0.9	<b>112</b>	112BL4
22	64.6	2180	0.8	<b>112</b>	112BL4
21	65.1	2297	1.5	<b>132</b>	112BL4
21	66.7	2353	2.1	<b>150</b>	112BL4
20	68.9	2430	3.1	<b>170</b>	112BL4
19	72.3	2578	1.6	<b>140</b>	112BL4
18.7	75.0	2646	2.8	<b>170</b>	112BL4
18.4	76.3	2690	1.3	<b>132</b>	112BL4
17.1	81.7	2882	2.6	<b>170</b>	112BL4
16.9	83.0	2928	1.2	<b>132</b>	112BL4
16.3	86.0	3034	1.6	<b>150</b>	112BL4
15.7	89.4	3154	2.4	<b>170</b>	112BL4
15.4	90.8	3204	1.1	<b>132</b>	112BL4
14.8	94.6	3336	1.5	<b>150</b>	112BL4
14.1	99.4	3506	1.0	<b>132</b>	112BL4

$n_2$ min <sup>-1</sup>	ir	T2 Nm	FS'	OM-OC	
----------------------------	----	----------	-----	-------	--

<b>5.5 kW</b>		$n_1=2880\text{ min}^{-1}$ $n_1=1400\text{ min}^{-1}$	112B 2 112BL 4
---------------	--	--	-------------------

13.8	101.7	3587	1.4	<b>150</b>	112BL4
12.8	109.4	3858	0.9	<b>132</b>	112BL4
12.8	109.8	3872	1.3	<b>150</b>	112BL4
11.3	124.1	4375	1.7	<b>170</b>	112BL4
11.2	125.5	4427	0.8	<b>132</b>	112BL4
9.9	141.6	4993	1.0	<b>150</b>	112BL4
7.9	178.1	6279	1.1	<b>170</b>	112BL4



### 1.7 Prestazioni motoriduttori

### 1.7 Gearmotors performances

### 1.7 Leistungen der Getriebemotoren

$n_2$ min <sup>-1</sup>	ir	T2 Nm	FS'	OM-OC	
----------------------------	----	----------	-----	-------	--

$n_2$ min <sup>-1</sup>	ir	T2 Nm	FS'	OM-OC	
----------------------------	----	----------	-----	-------	--

$n_2$ min <sup>-1</sup>	ir	T2 Nm	FS'	OM-OC	
----------------------------	----	----------	-----	-------	--

<b>7.5 kW</b>	$n_1=2860 \text{ min}^{-1}$ $n_1=1440 \text{ min}^{-1}$	112BL 2 132M 4
---------------	--	-------------------

<b>7.5 kW</b>	$n_1=2860 \text{ min}^{-1}$ $n_1=1440 \text{ min}^{-1}$	112BL 2 132M 4
---------------	--	-------------------


<b>7.5 kW</b>	$n_1=2860 \text{ min}^{-1}$ $n_1=1440 \text{ min}^{-1}$	112BL 2 132M 4
---------------	--	-------------------

555	5.2	122.6	2.3	<b>80</b>	112BL2
417	6.9	155	1.4	<b>71*</b>	112BL 2
402	7.1	169.2	2.1	<b>80</b>	112BL2
396	7.2	163	2	<b>90*</b>	112BL 2
374	7.7	172	3.1	<b>112</b>	112BL 2
340	8.4	189	1.3	<b>71*</b>	112BL 2
322	8.9	200	2.9	<b>112</b>	112BL 2
317	9	204	1.7	<b>90*</b>	112BL 2
288	9.9	224	1.2	<b>71*</b>	112BL 2
287	10.0	237.1	1.9	<b>80</b>	112BL2
282	10.1	229	1.6	<b>90*</b>	112BL 2
280	5.2	243.4	2.1	<b>100</b>	132M4
251	11.4	256	1.1	<b>71*</b>	112BL 2
250	11.5	258	1.5	<b>90*</b>	112BL 2
243	11.8	265	2.6	<b>112</b>	112BL 2
239	11.9	284.1	1.8	<b>80</b>	112BL2
220	13	293	1.4	<b>90*</b>	112BL 2
218	13.1	295	2.4	<b>112</b>	112BL 2
205	13.9	314	1	<b>71*</b>	112BL 2
200	7.2	323	1.3	<b>90*</b>	132M 4
195	14.6	348.2	3.0	<b>100</b>	112BL2
195	14.6	348.2	1.6	<b>80</b>	112BL2
194	7.4	350.4	2.2	<b>100</b>	132M4
188	7.7	343	2	<b>112</b>	132M 4
178	16.1	363	2.6	<b>112</b>	112BL 2
172	16.7	396.7	1.4	<b>80</b>	112BL2
169	17.0	403.6	2.7	<b>100</b>	112BL2
162	8.9	398	1.8	<b>112</b>	132M 4
159	9	404	1.1	<b>90*</b>	132M 4
144	10.0	471.0	2.1	<b>100</b>	132M4
142	10.1	454	1.1	<b>90*</b>	132M 4
135	21.2	504.7	2.1	<b>100</b>	112BL2
135	21.2	504.7	1.1	<b>80</b>	112BL2
126	11.5	513	1	<b>90*</b>	132M 4
122	11.8	526	1.6	<b>112</b>	132M 4
118	12.2	574.8	1.7	<b>100</b>	132M4
111	13	582	0.9	<b>90*</b>	132M 4
110	13.1	587	1.5	<b>112</b>	132M 4
103	14	626	0.9	<b>90*</b>	132M 4
98	14.6	691.6	1.7	<b>100</b>	132M4
92	15.7	704	1	<b>90*</b>	132M 4
90	16.0	747	2.3	<b>132</b>	132M 4
89	16.1	721	1.6	<b>112</b>	132M 4
85	17.0	802	2.9	<b>125</b>	132M4
85	17.0	802	1.5	<b>100</b>	132M4
81	17.7	794	0.9	<b>90*</b>	132M 4
80	17.9	839	2.1	<b>132</b>	132M 4
80	17.9	803	1.6	<b>112</b>	132M 4
72	20.1	901	0.9	<b>90*</b>	132M 4
71	20.3	947	2.1	<b>132</b>	132M 4
69	20.9	937	1.4	<b>112</b>	132M 4
68	21.2	1002	2.1	<b>125</b>	132M4
68	21.2	1002	1.1	<b>100</b>	132M4
67	21.7	1012	2.2	<b>132</b>	132M 4
65	22.3	996	1.8	<b>112</b>	132M 4
63	23	1029	0.8	<b>90*</b>	132M 4
61	23.6	1058	1.3	<b>112</b>	132M 4
59	24.3	1137	2.0	<b>132</b>	132M 4
59	24.6	1162	2.0	<b>125</b>	132M4

59	24.6	1162	1.0	<b>100</b>	132M4
56	25.6	1146	1.2	<b>112</b>	132M 4
56	25.7	1149	0.8	<b>90*</b>	132M 4
52	27.5	1283	2.1	<b>132</b>	132M 4
51	28.0	1324	3.8	<b>160</b>	132M4
49	29.4	1317	1.3	<b>112</b>	132M 4
48	30.3	1416	3.5	<b>150</b>	132M 4
47	30.5	1442	5.1	<b>180</b>	132M4
47	30.5	1442	3.7	<b>160</b>	132M4
46	31.0	1466	0.8	<b>100</b>	132M4
46	31.2	1458	2.2	<b>132</b>	132M 4
45	31.9	1509	1.5	<b>125</b>	132M4
44	32.8	1468	1.2	<b>112*</b>	132M 4
43	33.4	1578	5.1	<b>180</b>	132M4
43	33.4	1578	3.8	<b>160</b>	132M4
43	33.4	1578	2.8	<b>140</b>	132M4
42	34.5	1613	3.1	<b>150</b>	132M 4
40	36.3	1697	2.1	<b>132</b>	132M 4
39	36.7	1736	5.1	<b>180</b>	132M4
39	36.7	1736	3.7	<b>160</b>	132M4
39	36.9	1726	2.9	<b>150</b>	132M 4
38	38.2	1711	1	<b>112*</b>	132M 4
36	40.5	1912	1.1	<b>125</b>	132M4
35	40.7	1924	5.1	<b>180</b>	132M4
35	40.7	1924	3.5	<b>160</b>	132M4
35	40.7	1924	2.1	<b>140</b>	132M4
35	41.7	1951	1.8	<b>132</b>	132M 4
34	42.6	1994	2.5	<b>150</b>	132M 4
33	43.2	1933	0.9	<b>112</b>	132M 4
32	44.9	2101	1.7	<b>132</b>	132M 4
32	45.6	2130	3.5	<b>170</b>	132M 4
31	46.0	2152	2.3	<b>150</b>	132M 4
29	49.8	2331	3.2	<b>170</b>	132M 4
28	51.3	2423	1.9	<b>140</b>	132M4
27	52.6	2484	0.9	<b>125</b>	132M4
27	52.6	2461	1.4	<b>132</b>	132M 4
27	54.3	2538	2.0	<b>150</b>	132M 4
27	54.3	2538	3.0	<b>170</b>	132M 4
25	57.3	2679	1.3	<b>132</b>	132M 4
25	57.4	2712	1.5	<b>140</b>	132M4
24	59.4	2775	1.8	<b>150</b>	132M 4
22	64.0	2994	3.5	<b>190</b>	132M 4
22	64.0	2994	2.5	<b>170</b>	132M 4
22	65.1	3045	1.1	<b>132</b>	132M 4
22	66.7	3119	1.6	<b>150</b>	132M 4
21	68.9	3222	3.3	<b>190</b>	132M 4
21	68.9	3222	2.3	<b>170</b>	132M 4
20	72.3	3417	1.2	<b>140</b>	132M4
19.2	75.0	3508	2.1	<b>170</b>	132M 4
19.2	75.0	3508	3.0	<b>190</b>	132M 4
18.9	76.3	3566	1.0	<b>132</b>	132M 4
18.3	78.7	3678	1.4	<b>150</b>	132M 4
17.6	81.7	3821	2.7	<b>190</b>	132M 4
17.6	81.7	3821	2.0	<b>170</b>	132M 4
17.3	83.0	3882	0.9	<b>132</b>	132M 4
16.7	86.0	4022	1.2	<b>150</b>	132M 4
16.1	89.4	4181	2.5	<b>190</b>	132M 4
16.1	89.4	4181	1.8	<b>170</b>	132M 4
15.9	90.8	4247	0.8	<b>132</b>	132M 4

15.2	94.6	4423	1.1	<b>150</b>	132M 4
14.7	97.9	4575	2.3	<b>190</b>	132M 4
14.6	98.4	4601	1.6	<b>170</b>	132M 4
14.5	99.4	4648	0.8	<b>132</b>	132M 4
14.2	101.7	4755	1.1	<b>150</b>	132M 4
13.2	109.4	5115	0.7	<b>132</b>	132M 4
13.1	109.8	5134	1.0	<b>150</b>	132M 4
12.6	113.9	5327	2.0	<b>190</b>	132M 4
12.6	113.9	5327	1.4	<b>170</b>	132M 4
11.6	124.1	5801	1.3	<b>170</b>	132M 4
11.6	124.1	5801	1.8	<b>190</b>	132M 4
11.1	129.5	6053	0.8	<b>150</b>	132M 4
10.6	135.8	6348	1.7	<b>190</b>	132M 4
10.6	135.8	6348	1.2	<b>170</b>	132M 4
10.2	141.6	6619	0.8	<b>150</b>	132M 4
9.7	147.8	6913	1.5	<b>190</b>	132M 4
9.6	149.4	6986	1.1	<b>170</b>	132M 4
9.2	155.7	7280	0.7	<b>150</b>	132M 4
8.9	162.7	7607	1.4	<b>190</b>	132M 4
8.9	162.7	7607	1.0	<b>170</b>	132M 4
8.1	178.1	8325	1.2	<b>190</b>	132M 4
8.1	178.1	8325	0.8	<b>170</b>	132M 4
7.3	196.0	9162	1.1	<b>190</b>	132M 4
7.3	196.0	9162	0.7	<b>170</b>	132M 4



$n_2$ min <sup>-1</sup>	ir	T2 Nm	FS'	OM-OC	
----------------------------	----	----------	-----	-------	---

<b>9.2 kW</b>		$n_1 = 1450 \text{ min}^{-1}$	132ML 4
---------------	--	-------------------------------	---------

281	5.2	293	1.7	<b>100</b>	132ML4
201	7.2	393	1.1	<b>90*</b>	132ML 4
196	7.4	422	3.1	<b>125</b>	132ML4
196	7.4	422	1.8	<b>100</b>	132ML4
189	7.7	417	1.6	<b>112</b>	132ML 4
163	8.9	485	1.5	<b>112</b>	132ML 4
161	9	492	0.9	<b>90*</b>	132ML 4
145	10.0	568	1.7	<b>100</b>	132ML4
143	10.1	553	0.9	<b>90*</b>	132ML 4
143	10.2	579	3.1	<b>125</b>	132ML4
127	11.5	625	0.8	<b>90*</b>	132ML 4
123	11.8	641	1.3	<b>112</b>	132ML 4
119	12.2	693	2.7	<b>125</b>	132ML4
119	12.2	693	1.4	<b>100</b>	132ML4
111	13.1	715	1.2	<b>112</b>	132ML 4
99	14.6	834	2.6	<b>125</b>	132ML4
99	14.6	834	1.4	<b>100</b>	132ML4
92	15.7	895	3.0	<b>150</b>	132ML 4
92	15.7	857	0.8	<b>90*</b>	132ML 4
91	16.0	910	1.9	<b>132</b>	132ML 4
90	16.1	878	1.3	<b>112</b>	132ML 4
85	17.0	966	2.4	<b>125</b>	132ML4
85	17.0	966	1.2	<b>100</b>	132ML4
82	17.7	968	0.8	<b>90*</b>	132ML 4
81	17.9	979	1.3	<b>112</b>	132ML 4
81	17.9	1022	1.8	<b>132</b>	132ML 4
78	18.6	1061	3.0	<b>150</b>	132ML 4
72	20.3	1153	1.7	<b>132</b>	132ML 4
69	20.9	1141	1.1	<b>112</b>	132ML 4
68	21.2	1208	1.8	<b>125</b>	132ML4
68	21.2	1208	1.0	<b>100</b>	132ML4
67	21.6	1228	3.2	<b>150</b>	132ML 4
67	21.7	1233	1.8	<b>132</b>	132ML 4
63	22.9	1302	3.2	<b>150</b>	132ML 4
61	23.6	1288	1	<b>112</b>	132ML 4
60	24.3	1385	1.7	<b>132</b>	132ML 4
59	24.6	1400	1.6	<b>125</b>	132ML4
59	24.6	1400	0.9	<b>100</b>	132ML4
59	24.6	1402	3.1	<b>140</b>	132ML4
57	25.6	1395	1	<b>112</b>	132ML 4
56	25.9	1472	3.1	<b>150</b>	132ML 4
53	27.5	1563	1.7	<b>132</b>	132ML 4
52	28.0	1596	3.1	<b>160</b>	132ML4
49	29.4	1604	1.1	<b>112</b>	132ML 4
48	30.3	1725	2.9	<b>150</b>	132ML 4
48	30.5	1738	4.3	<b>180</b>	132ML4
48	30.5	1738	3.1	<b>160</b>	132ML4
47	31.2	1776	1.8	<b>132</b>	132ML 4
45	31.9	1819	1.2	<b>125</b>	132ML4
44	32.8	1788	1	<b>112</b>	132ML 4
43	33.4	1902	4.3	<b>180</b>	132ML4
43	33.4	1902	3.2	<b>160</b>	132ML4
43	33.4	1902	2.3	<b>140</b>	132ML4
42	34.5	1964	2.5	<b>150</b>	132ML 4
40	36.3	2067	1.7	<b>132</b>	132ML 4
39	36.7	2093	4.3	<b>180</b>	132ML4
39	36.7	2093	3.1	<b>160</b>	132ML4
39	36.9	2103	2.4	<b>150</b>	132ML 4
38	38.2	2085	0.8	<b>112</b>	132ML 4
36	40.5	2304	0.9	<b>125</b>	132ML4

$n_2$ min <sup>-1</sup>	ir	T2 Nm	FS'	OM-OC	
----------------------------	----	----------	-----	-------	--

<b>9.2 kW</b>		$n_1 = 1450 \text{ min}^{-1}$	132ML 4
---------------	--	-------------------------------	---------

36	40.7	2319	4.2	<b>180</b>	132ML4
36	40.7	2319	2.9	<b>160</b>	132ML4
36	40.7	2319	1.8	<b>140</b>	132ML4
35	41.7	2377	1.5	<b>132</b>	132ML 4
35	41.8	2383	3.1	<b>170</b>	132ML 4
34	42.6	2429	2.1	<b>150</b>	132ML 4
32	44.9	2559	1.4	<b>132</b>	132ML 4
32	45.6	2595	2.9	<b>170</b>	132ML 4
31	46.0	2622	1.9	<b>150</b>	132ML 4
29	49.8	2839	2.6	<b>170</b>	132ML 4
28	51.3	2921	1.5	<b>140</b>	132ML4
28	52.6	2994	0.8	<b>125</b>	132ML4
28	52.6	2997	1.2	<b>132</b>	132ML 4
27	54.3	3092	1.6	<b>150</b>	132ML 4
27	54.3	3092	3.4	<b>190</b>	132ML 4
27	54.3	3092	2.4	<b>170</b>	132ML 4
25	57.3	3263	1.1	<b>132</b>	132ML 4
25	57.4	3270	1.3	<b>140</b>	132ML4
24	59.4	3381	1.5	<b>150</b>	132ML 4
23	64.0	3648	2.9	<b>190</b>	132ML 4
23	64.0	3648	2.1	<b>170</b>	132ML 4
22	65.1	3709	0.9	<b>132</b>	132ML 4
22	66.7	3800	1.3	<b>150</b>	132ML 4
21	68.9	3925	2.7	<b>190</b>	132ML 4
21	68.9	3925	1.9	<b>170</b>	132ML 4
20	72.3	4119	1.0	<b>140</b>	132ML4
19.3	75.0	4274	1.8	<b>170</b>	132ML 4
19	75.0	4274	2.5	<b>190</b>	132ML 4
19.0	76.3	4344	0.8	<b>132</b>	132ML 4
18.4	78.7	4481	1.1	<b>150</b>	132ML 4
17.7	81.7	4654	2.3	<b>190</b>	132ML 4
18	81.7	4654	1.6	<b>170</b>	132ML 4
17.5	83.0	4730	0.7	<b>132</b>	132ML 4
16.9	86.0	4900	1.0	<b>150</b>	132ML 4
16.2	89.4	5093	2.1	<b>190</b>	132ML 4
16.2	89.4	5093	1.5	<b>170</b>	132ML 4
16.0	90.8	5174	0.7	<b>132</b>	132ML 4
15.3	94.6	5389	0.9	<b>150</b>	132ML 4
14.8	97.9	5574	1.9	<b>190</b>	132ML 4
14.7	98.4	5605	1.3	<b>170</b>	132ML 4
14.3	101.7	5793	0.9	<b>150</b>	132ML 4
13.2	109.8	6254	0.8	<b>150</b>	132ML 4
12.7	113.9	6489	1.6	<b>190</b>	132ML 4
12.7	113.9	6489	1.2	<b>170</b>	132ML 4
11.7	124.1	7066	1.1	<b>170</b>	132ML 4
11.7	124.1	7066	1.5	<b>190</b>	132ML 4
11.2	129.5	7374	0.7	<b>150</b>	132ML 4
10.7	135.8	7733	1.4	<b>190</b>	132ML 4
10.7	135.8	7733	1.0	<b>170</b>	132ML 4
9.8	147.8	8421	1.2	<b>190</b>	132ML 4
9.7	149.4	8510	0.9	<b>170</b>	132ML 4
8.9	162.7	9268	1.1	<b>190</b>	132ML 4
8.9	162.7	9268	0.8	<b>170</b>	132ML 4
8.1	178.1	10141	1.0	<b>190</b>	132ML 4
8.1	178.1	10141	0.7	<b>170</b>	132ML 4
7.4	196.0	11161	0.9	<b>190</b>	132ML 4

$n_2$ min <sup>-1</sup>	ir	T2 Nm	FS'	OM-OC	
----------------------------	----	----------	-----	-------	---



1.7 Prestazioni motoriduttori

1.7 Gearmotors performances

1.7 Leistungen der Getriebemotoren

$n_2$ min <sup>-1</sup>	ir	T2 Nm	FS'	OM-OC	
----------------------------	----	----------	-----	-------	--

$n_2$ min <sup>-1</sup>	ir	T2 Nm	FS'	OM-OC	
----------------------------	----	----------	-----	-------	--

$n_2$ min <sup>-1</sup>	ir	T2 Nm	FS'	OM-OC	
----------------------------	----	----------	-----	-------	--

<b>11 kW</b>	$n_1=2940 \text{ min}^{-1}$ $n_1=1455 \text{ min}^{-1}$	132M 2 160M 4
--------------	--	------------------

<b>11 kW</b>	$n_1=2940 \text{ min}^{-1}$ $n_1=1455 \text{ min}^{-1}$	132M 2 160M 4
--------------	--	------------------

<b>11 kW</b>	$n_1=2940 \text{ min}^{-1}$ $n_1=1455 \text{ min}^{-1}$	132M 2 160M 4
--------------	--	------------------

571	5.2	175	2.6	100	132M2
407	7.2	232	1.4	90*	132M 2
397	7.4	252	2.8	100	132M2
384	7.7	246	2.2	112*	132M 2
331	8.9	286	2	112*	132M 2
326	9	290	1.2	90*	132M 2
295	10.0	338	2.7	100	132M2
290	10.1	326	1.1	90*	132M 2
282	5.2	353	2.8	125	160M4
257	11.5	368	1.1	90*	132M 2
250	11.8	378	1.8	112*	132M 2
242	12.2	413	2.2	100	132M2
226	13	418	1	90*	132M 2
224	13.1	422	1.7	112*	132M 2
210	14	450	1.2	90*	132M 2
201	14.6	497	2.1	100	132M2
196	7.4	509	2.6	125	160M4
190	7.7	497	1.3	112*	160M 4
173	17.0	576	1.9	100	132M2
164	8.9	578	1.2	112*	160M 4
146	20.1	647	0.9	90*	132M 2
143	10.2	697	2.6	125	160M4
139	21.2	720	2.7	125	132M2
139	21.2	720	1.5	100	132M2
132	22.3	716	1.9	112*	132M 2
124	11.8	764	1.1	112*	160M 4
120	12.2	834	2.3	125	160M4
120	24.6	834	2.5	125	132M2
120	24.6	834	1.3	100	132M2
111	13.1	852	1	112*	160M 4
99	14.6	1004	2.1	125	160M4
95	31.0	1053	1.0	100	132M2
93	15.7	1066	2.5	150	160M 4
92	31.9	1084	1.9	125	132M2
91	16.0	1084	1.6	132	160M 4
90	16.1	1046	1.1	112*	160M 4
86	17.0	1163	2.0	125	160M4
81	17.9	1218	1.5	132	160M 4
81	17.9	1166	1.1	112*	160M 4
78	18.6	1264	2.5	150	160M 4
72	20.2	1385	3.0	140	160M4
72	20.3	1374	1.5	132	160M 4
70	20.9	1360	0.9	112*	160M 4
69	21.2	1455	1.5	125	160M4
68	21.6	1463	2.7	150	160M 4
67	21.7	1469	1.5	132	160M 4
65	22.3	1446	1.2	112*	160M 4
64	22.9	1552	2.7	150	160M 4
62	23.6	1535	0.9	112*	160M 4
60	24.3	1650	1.4	132	160M 4
59	24.6	1686	1.4	125	160M4
59	24.6	1689	2.5	140	160M4
57	25.6	1663	0.8	112*	160M 4
56	25.9	1755	2.6	150	160M 4
53	27.5	1863	1.4	132	160M 4
52	28.0	1922	2.6	160	160M4
51	28.8	1955	3.8	170	160M 4
49	29.4	1912	0.9	112*	160M 4
48	30.3	2056	2.4	150	160M 4
48	30.5	2093	3.5	180	160M4

48	30.5	2093	2.6	160	160M4
47	30.9	2094	3.6	170	160M 4
47	31.2	2116	1.5	132	160M 4
46	31.9	2191	1.0	125	160M4
44	32.8	2131	0.8	112*	160M 4
44	33.4	2290	3.5	180	160M4
44	33.4	2290	2.6	160	160M4
44	33.4	2290	1.9	140	160M4
42	34.5	2341	2.1	150	160M 4
41	35.7	2423	3.1	170	160M 4
41	72.3	2455	1.5	140	132M2
40	36.3	2463	1.4	132	160M 4
40	36.7	2520	3.5	180	160M4
40	36.7	2520	2.6	160	160M4
39	36.9	2506	2.0	150	160M 4
36	40.7	2792	3.5	180	160M4
36	40.7	2792	2.4	160	160M4
36	40.7	2792	1.5	140	160M4
35	41.7	2832	1.2	132	160M 4
35	41.8	2839	3.7	190	160M 4
35	41.8	2839	2.6	170	160M 4
34	42.6	2894	1.7	150	160M 4
32	44.9	3050	1.1	132	160M 4
32	45.6	3092	3.4	190	160M 4
32	45.6	3092	2.4	170	160M 4
32	46.0	3124	1.6	150	160M 4
29	49.8	3383	3.1	190	160M 4
29	49.8	3383	2.2	170	160M 4
28	51.3	3518	1.3	140	160M4
28	52.6	3572	1.0	132	160M 4
27	54.3	3684	1.4	150	160M 4
27	54.3	3684	2.9	190	160M 4
27	54.3	3684	2.0	170	160M 4
25	57.3	3888	0.9	132	160M 4
25	57.4	3937	1.1	140	160M4
25	59.4	4028	1.2	150	160M 4
23	64.0	4346	2.4	190	160M 4
23	64.0	4346	1.7	170	160M 4
22	65.1	4420	0.8	132	160M 4
22	66.7	4528	1.1	150	160M 4
21	68.9	4677	2.2	190	160M 4
21	68.9	4677	1.6	170	160M 4
20	72.3	4960	0.8	140	160M4
19.4	75.0	5093	1.5	170	160M 4
19.4	75.0	5093	2.1	190	160M 4
19.1	76.3	5176	0.7	132	160M 4
18.5	78.7	5339	0.9	150	160M 4
17.8	81.7	5546	1.9	190	160M 4
17.8	81.7	5546	1.4	170	160M 4
16.9	86.0	5838	0.9	150	160M 4
16.3	89.4	6069	1.7	190	160M 4
16.3	89.4	6069	1.2	170	160M 4
15.4	94.6	6421	0.8	150	160M 4
14.9	97.9	6641	1.6	190	160M 4
14.8	98.4	6679	1.1	170	160M 4
14.3	101.7	6902	0.7	150	160M 4
13.3	109.8	7452	0.7	150	160M 4
12.8	113.9	7732	1.4	190	160M 4
12.8	113.9	7732	1.0	170	160M 4
11.7	124.1	8420	0.9	170	160M 4

11.7	124.1	8420	1.2	190	160M 4
10.7	135.8	9214	1.1	190	160M 4
10.7	135.8	9214	0.8	170	160M 4
9.8	147.8	10034	1.0	190	160M 4
9.7	149.4	10140	0.7	170	160M 4
8.9	162.7	11043	1.0	190	160M 4
8.9	162.7	11043	0.7	170	160M 4
8.2	178.1	12084	0.8	190	160M 4
7.4	196.0	13299	0.8	190	160M 4





1.7 Prestazioni motoriduttori

1.7 Gearmotors performances

1.7 Leistungen der Getriebemotoren

$n_2$ min <sup>-1</sup>	ir	T2 Nm	FS'	OM-OC	
----------------------------	----	----------	-----	-------	--

$n_2$ min <sup>-1</sup>	ir	T2 Nm	FS'	OM-OC	
----------------------------	----	----------	-----	-------	--

$n_2$ min <sup>-1</sup>	ir	T2 Nm	FS'	OM-OC	
----------------------------	----	----------	-----	-------	--

<b>15 kW</b>	$n_1 = 2900 \text{ min}^{-1}$ $n_1 = 1455 \text{ min}^{-1}$	132ML 2 160L 4
--------------	--	-------------------

<b>15 kW</b>	$n_1 = 2900 \text{ min}^{-1}$ $n_1 = 1455 \text{ min}^{-1}$	132ML 2 160L 4
--------------	--	-------------------

<b>15 kW</b>	$n_1 = 2900 \text{ min}^{-1}$ $n_1 = 1455 \text{ min}^{-1}$	132ML 2 160L 4
--------------	--	-------------------

563	5.2	242	1.9	100*	132ML2
402	7.2	321	1	90*	132ML 2
391	7.4	348	2.0	100*	132ML2
379	7.7	340	1.6	112*	132ML 2
326	8.9	395	1.5	112*	132ML 2
321	9	401	0.9	90*	132ML 2
291	10.0	468	1.9	100*	132ML2
286	10.1	451	0.8	90*	132ML 2
282	5.2	482	2.1	125	160L4
253	11.5	509	0.8	90*	132ML 2
247	11.8	523	1.3	112*	132ML 2
238	12.2	571	3.0	125	132ML2
238	12.2	571	1.6	100*	132ML2
221	13.1	583	1.2	112*	132ML 2
207	14	622	0.8	90*	132ML 2
198	14.6	687	2.9	125	132ML2
198	14.6	687	1.5	100*	132ML2
196	7.4	693	1.9	125	160L4
190	7.7	678	1	112*	160L 4
185	15.7	729	3.4	150	132ML 2
182	16.0	742	2.1	132	132ML 2
171	17.0	796	2.6	125	132ML2
171	17.0	796	1.4	100*	132ML2
164	8.9	788	0.9	112*	160L 4
162	17.9	833	2.0	132	132ML 2
156	18.6	865	3.4	150	132ML 2
143	10.2	950	1.9	125	160L4
143	20.3	940	1.9	132	132ML 2
139	20.9	930	1.1	112*	132ML 2
137	21.2	995	2.0	125	132ML2
137	21.2	995	1.1	100*	132ML2
134	21.7	1005	2.0	132	132ML 2
130	22.3	989	1.4	112*	132ML 2
124	11.8	1042	0.8	112*	160L 4
120	12.2	1138	1.7	125	160L4
119	24.3	1129	1.9	132	132ML 2
118	24.6	1154	1.8	125	132ML2
118	24.6	1154	1.0	100*	132ML2
113	25.6	1138	1	112*	132ML 2
112	25.9	1200	3.4	150	132ML 2
106	27.5	1275	1.9	132	132ML 2
99	14.6	1369	1.6	125	160L4
97	14.9	1398	3.0	140	160L4
95	30.5	1431.6	3.4	160	132ML2
94	15.5	1433	3.2	170	160L 4
93	15.7	1454	1.9	150	160L 4
91	16.0	1478	1.2	132	160L 4
90	16.1	1427	0.8	112*	160L 4
87	33.4	1567	3.4	160	132ML2
86	17.0	1587	1.4	125	160L4
83	17.5	1618	3.1	170	160L 4
81	17.9	1660	1.1	132	160L 4
81	17.9	1590	0.8	112*	160L 4
79	36.7	1724	3.4	160	132ML2
78	18.6	1724	3.2	170	160L 4
78	18.6	1724	1.9	150	160L 4
72	20.2	1889	2.2	140	160L4
72	20.3	1874	1.1	132	160L 4
71	40.7	1910	3.2	160	132ML2
69	21.2	1984	1.1	125	160L4
68	21.6	1995	2.0	150	160L 4
67	21.7	2004	1.1	132	160L 4
65	22.3	1972	0.9	112*	160L 4
64	22.9	2116	2.0	150	160L 4
61	23.7	2194	3.2	170	160L 4

60	24.3	2251	1.0	132	160L 4
59	24.6	2299	1.0	125	160L4
59	24.6	2303	3.0	160	160L4
59	24.6	2303	1.9	140	160L4
58	25.2	2337	3.2	170	160L 4
56	25.9	2393	1.9	150	160L 4
53	27.5	2540	1.1	132	160L 4
52	28.0	2620	1.9	160	160L4
51	28.8	2665	2.8	170	160L 4
48	30.3	2803	1.8	150	160L 4
48	30.5	2853	2.6	180	160L4
48	30.5	2853	1.9	160	160L4
47	30.9	2856	3.6	190	160L 4
47	30.9	2856	2.6	170	160L 4
47	31.2	2885	1.1	132	160L 4
46	31.9	2988	0.8	125	160L4
44	33.4	3122	2.6	180	160L4
44	33.4	3122	1.9	160	160L4
44	33.4	3122	1.4	140	160L4
42	34.5	3192	1.6	150	160L 4
41	35.7	3304	3.2	190	160L 4
41	35.7	3304	2.3	170	160L 4
40	36.3	3358	1.0	132	160L 4
40	36.7	3436	2.6	180	160L4
40	36.7	3436	1.9	160	160L4
39	36.9	3417	1.5	150	160L 4
36	40.7	3807	2.6	180	160L4
36	40.7	3807	1.8	160	160L4
36	40.7	3807	1.1	140	160L4
35	41.7	3862	0.9	132	160L 4
35	41.8	3871	2.7	190	160L 4
35	41.8	3871	1.9	170	160L 4
34	42.6	3946	1.3	150	160L 4
32	44.9	4159	0.8	132	160L 4
32	45.6	4216	2.5	190	160L 4
32	45.6	4216	1.8	170	160L 4
32	46.0	4260	1.2	150	160L 4
29	49.8	4613	2.3	190	160L 4
29	49.8	4613	1.6	170	160L 4
28	51.3	4797	0.9	140	160L4
28	52.6	4870	0.7	132	160L 4
27	54.3	5024	1.0	150	160L 4
27	54.3	5024	2.1	190	160L 4
27	54.3	5024	1.5	170	160L 4
25	57.3	5302	0.7	132	160L 4
25	57.4	5369	0.8	140	160L4
25	59.4	5493	0.9	150	160L 4
23	64.0	5927	1.8	190	160L 4
23	64.0	5927	1.3	170	160L 4
22	66.7	6175	0.8	150	160L 4
21	68.9	6377	1.6	190	160L 4
21	68.9	6377	1.2	170	160L 4
19.4	75.0	6945	1.1	170	160L 4
19.4	75.0	6945	1.5	190	160L 4
18.5	78.7	7281	0.7	150	160L 4
17.8	81.7	7563	1.4	190	160L 4
17.8	81.7	7563	1.0	170	160L 4
16.3	89.4	8276	1.3	190	160L 4
16.3	89.4	8276	0.9	170	160L 4
14.9	97.9	9056	1.2	190	160L 4
14.8	98.4	9108	0.8	170	160L 4
12.8	113.9	10544	1.0	190	160L 4
12.8	113.9	10544	0.7	170	160L 4
11.7	124.1	11482	0.7	170	160L 4
11.7	124.1	11482	0.9	190	160L 4

10.7	135.8	12564	0.8	190	160L 4
9.8	147.8	13683	0.8	190	160L 4
8.9	162.7	15058	0.7	190	160L 4



### 1.7 Prestazioni motoriduttori

$n_2$ min <sup>-1</sup>	ir	T2 Nm	FS'	OM-OC	
----------------------------	----	----------	-----	-------	--

<b>18.5 kW</b>	$n_1 = 2910 \text{ min}^{-1}$	160L 2
	$n_1 = 1460 \text{ min}^{-1}$	180M 4
	$n_1 = 970 \text{ min}^{-1}$	200L 6

565	5.2	297	3.1	<b>125</b>	160L 2
392	7.4	428	2.8	<b>125</b>	160L 2
380	7.7	418	1.3	<b>112*</b>	160L 2
327	8.9	486	1.2	<b>112*</b>	160L 2
286	10.2	586	2.8	<b>125</b>	160L 2
283	5.2	608	1.6	<b>125</b>	180M 4
247	11.8	643	1.1	<b>112*</b>	160L 2
239	12.2	702	2.5	<b>125</b>	160L 2
222	13.1	716	1	<b>112*</b>	160L 2
199	14.6	844	2.3	<b>125</b>	160L 2
197	7.4	875	1.5	<b>125</b>	180M 4
185	15.7	897	2.8	<b>150</b>	160L 2
182	16.0	912	1.7	<b>132</b>	160L 2
181	16.1	880	1.1	<b>112*</b>	160L 2
172	17.0	978	2.2	<b>125</b>	160L 2
162	17.9	1024	1.6	<b>132</b>	160L 2
162	17.9	981	1	<b>112*</b>	160L 2
156	18.6	1063	2.8	<b>150</b>	160L 2
144	10.2	1199	1.5	<b>125</b>	180M 4
144	20.3	1156	1.6	<b>132</b>	160L 2
137	21.2	1223	1.6	<b>125</b>	160L 2
135	21.6	1230	2.9	<b>150</b>	160L 2
134	21.7	1236	1.6	<b>132</b>	160L 2
127	22.9	1305	2.9	<b>150</b>	160L 2
123	23.6	1291	0.9	<b>112*</b>	160L 2
120	12.2	1436	1.3	<b>125</b>	180M 4
120	24.3	1388	1.5	<b>132</b>	160L 2
119	12.3	1447	2.8	<b>140</b>	180M 4
118	24.6	1418	1.5	<b>125</b>	160L 2
118	24.6	1420	2.8	<b>140</b>	160L 2
114	25.6	1398	0.8	<b>112*</b>	160L 2
113	25.9	1475	2.8	<b>150</b>	160L 2
106	27.5	1567	1.6	<b>132</b>	160L 2
104	28.0	1616	2.8	<b>160</b>	160L 2
100	14.6	1728	1.2	<b>125</b>	180M 4
99	29.4	1608	0.9	<b>112*</b>	160L 2
98	14.9	1765	2.4	<b>140</b>	180M 4
96	30.3	1729	2.6	<b>150</b>	160L 2
95	30.5	1760	2.8	<b>160</b>	160L 2
94	15.5	1808	3.6	<b>190</b>	180M 4
94	15.5	1808	2.5	<b>170</b>	180M 4
93	15.7	1835	1.5	<b>150</b>	180M 4
91	16.0	1866	0.9	<b>132</b>	180M 4
87	33.4	1926	2.8	<b>160</b>	160L 2
86	17.0	2003	1.1	<b>125</b>	180M 4
83	17.5	2043	3.4	<b>190</b>	180M 4
83	17.5	2043	2.4	<b>170</b>	180M 4
81	17.9	2096	0.9	<b>132</b>	180M 4
78	18.6	2176	3.6	<b>190</b>	180M 4
78	18.6	2176	2.6	<b>170</b>	180M 4
78	18.6	2176	1.5	<b>150</b>	180M 4
72	20.2	2384	3.1	<b>160</b>	180M 4
72	20.2	2384	1.8	<b>140</b>	180M 4
72	20.3	2366	0.8	<b>132</b>	180M 4
69	21.2	2504	0.9	<b>125</b>	180M 4
68	21.6	2518	1.5	<b>150</b>	180M 4
67	21.7	2529	0.9	<b>132</b>	180M 4
66	22.2	2624	2.9	<b>160</b>	180M 4
64	22.9	2671	1.6	<b>150</b>	180M 4

### 1.7 Gearmotors performances

$n_2$ min <sup>-1</sup>	ir	T2 Nm	FS'	OM-OC	
----------------------------	----	----------	-----	-------	--

<b>18.5 kW</b>	$n_1 = 2910 \text{ min}^{-1}$	160L 2
	$n_1 = 1460 \text{ min}^{-1}$	180M 4
	$n_1 = 970 \text{ min}^{-1}$	200L 6

62	23.7	2769	3.5	<b>190</b>	180M 4
62	23.7	2769	2.5	<b>170</b>	180M 4
60	24.3	2841	0.8	<b>132</b>	180M 4
59	24.6	2902	0.8	<b>125</b>	180M 4
59	24.6	2907	3.3	<b>180</b>	180M 4
59	24.6	2907	2.3	<b>160</b>	180M 4
59	24.6	2907	1.5	<b>140</b>	180M 4
58	25.2	2950	3.3	<b>190</b>	180M 4
58	25.2	2950	2.5	<b>170</b>	180M 4
56	25.9	3020	1.5	<b>150</b>	180M 4
53	27.5	3207	0.8	<b>132</b>	180M 4
52	28.0	3308	1.5	<b>160</b>	180M 4
51	28.8	3365	3.0	<b>190</b>	180M 4
51	28.8	3365	2.2	<b>170</b>	180M 4
48	30.3	3539	1.4	<b>150</b>	180M 4
48	30.5	3602	2.1	<b>180</b>	180M 4
48	30.5	3602	1.5	<b>160</b>	180M 4
47	30.9	3605	2.8	<b>190</b>	180M 4
47	30.9	3605	2.1	<b>170</b>	180M 4
47	31.2	3642	0.9	<b>132</b>	180M 4
44	33.4	3942	2.1	<b>180</b>	180M 4
44	33.4	3942	1.5	<b>160</b>	180M 4
44	33.4	3942	1.1	<b>140</b>	180M 4
42	34.5	4029	1.2	<b>150</b>	180M 4
41	35.7	4171	2.5	<b>190</b>	180M 4
41	35.7	4171	1.8	<b>170</b>	180M 4
40	36.3	4239	0.8	<b>132</b>	180M 4
40	36.7	4338	2.1	<b>180</b>	180M 4
40	36.7	4338	1.5	<b>160</b>	180M 4
40	36.9	4313	1.2	<b>150</b>	180M 4
36	40.7	4806	2.0	<b>180</b>	180M 4
36	40.7	4806	1.4	<b>160</b>	180M 4
36	40.7	4806	0.9	<b>140</b>	180M 4
35	41.7	4875	0.7	<b>132</b>	180M 4
35	41.8	4887	2.1	<b>190</b>	180M 4
35	41.8	4887	1.5	<b>170</b>	180M 4
34	42.6	4981	1.0	<b>150</b>	180M 4
32	44.9	5250	0.7	<b>132</b>	180M 4
32	45.6	5322	2.0	<b>190</b>	180M 4
32	45.6	5322	1.4	<b>170</b>	180M 4
32	30.5	5422	1.5	<b>180</b>	200L 6
32	30.5	5422	1.1	<b>160</b>	200L 6
32	46.0	5378	0.9	<b>150</b>	180M 4
29	49.8	5824	1.8	<b>190</b>	180M 4
29	49.8	5824	1.3	<b>170</b>	180M 4
29	33.4	5933	1.5	<b>180</b>	200L 6
29	33.4	5933	1.1	<b>160</b>	200L 6
27	54.3	6342	0.8	<b>150</b>	180M 4
27	54.3	6342	1.7	<b>190</b>	180M 4
27	54.3	6342	1.2	<b>170</b>	180M 4
26	36.7	6529	1.5	<b>180</b>	200L 6
26	36.7	6529	1.1	<b>160</b>	200L 6
25	59.4	6934	0.7	<b>150</b>	180M 4
24	40.7	7234	1.5	<b>180</b>	200L 6
24	40.7	7234	1.0	<b>160</b>	200L 6
23	64.0	7481	1.4	<b>190</b>	180M 4
23	64.0	7481	1.0	<b>170</b>	180M 4
21	68.9	8050	1.3	<b>190</b>	180M 4
21	68.9	8050	0.9	<b>170</b>	180M 4

### 1.7 Leistungen der Getriebemotoren

$n_2$ min <sup>-1</sup>	ir	T2 Nm	FS'	OM-OC	
----------------------------	----	----------	-----	-------	--

<b>18.5 kW</b>	$n_1 = 2910 \text{ min}^{-1}$	160L 2
	$n_1 = 1460 \text{ min}^{-1}$	180M 4
	$n_1 = 970 \text{ min}^{-1}$	200L 6

19.5	75.0	8766	0.9	<b>170</b>	180M 4
19.5	75.0	8766	1.2	<b>190</b>	180M 4
17.9	81.7	9547	1.1	<b>190</b>	180M 4
17.9	81.7	9547	0.8	<b>170</b>	180M 4
16.3	89.4	10447	1.0	<b>190</b>	180M 4
16.3	89.4	10447	0.7	<b>170</b>	180M 4
14.9	97.9	11432	0.9	<b>190</b>	180M 4
14.8	98.4	11497	0.7	<b>170</b>	180M 4
12.8	113.9	13309	0.8	<b>190</b>	180M 4
11.8	124.1	14494	0.7	<b>190</b>	180M 4
10.8	135.8	15861	0.7	<b>190</b>	180M 4



1.7 Prestazioni motoriduttori

1.7 Gearmotors performances

1.7 Leistungen der Getriebemotoren

$n_2$ min <sup>-1</sup>	ir	T2 Nm	FS'	OM-OC	
----------------------------	----	----------	-----	-------	--

$n_2$ min <sup>-1</sup>	ir	T2 Nm	FS'	OM-OC	
----------------------------	----	----------	-----	-------	--

$n_2$ min <sup>-1</sup>	ir	T2 Nm	FS'	OM-OC	
----------------------------	----	----------	-----	-------	--

<b>22 kW</b>	$n_1 = 2925 \text{ min}^{-1}$	180M 2
	$n_1 = 1460 \text{ min}^{-1}$	180L 4
	$n_1 = 975 \text{ min}^{-1}$	200L 6

<b>22 kW</b>	$n_1 = 2925 \text{ min}^{-1}$	180M 2
	$n_1 = 1460 \text{ min}^{-1}$	180L 4
	$n_1 = 975 \text{ min}^{-1}$	200L 6

<b>22 kW</b>	$n_1 = 2925 \text{ min}^{-1}$	180M 2
	$n_1 = 1460 \text{ min}^{-1}$	180L 4
	$n_1 = 975 \text{ min}^{-1}$	200L 6

568	5.2	351	2.6	125*	180M 2
394	7.4	506	2.4	125*	180M 2
288	10.2	693	2.4	125*	180M 2
283	5.2	704	1.4	125*	180L 4
240	12.2	830	2.1	125*	180M 2
200	14.6	999	2.0	125*	180M 2
197	7.4	1014	1.3	125*	180L 4
196	14.9	1020	3.8	140	180M 2
189	15.5	1045	4.0	170	180M 2
186	15.7	1061	2.3	150	180M 2
183	16.0	1078	1.4	132	180M 2
172	17.0	1157	1.8	125*	180M 2
167	17.5	1181	3.9	170	180M 2
163	17.9	1211	1.4	132	180M 2
157	18.6	1258	2.3	150	180M 2
145	20.2	1378	2.8	140	180M 2
144	20.3	1367	1.3	132	180M 2
144	10.2	1389	1.3	125*	180L 4
142	10.3	1406	2.8	140	180L 4
138	21.2	1447	1.4	125*	180M 2
136	21.6	1455	2.5	150	180M 2
135	21.7	1462	1.4	132	180M 2
128	22.9	1544	2.5	150	180M 2
123	23.7	1600	4.0	170	180M 2
120	24.3	1642	1.3	132	180M 2
120	12.2	1663	1.1	125*	180L 4
119	12.3	1676	2.4	140	180L 4
119	24.6	1678	1.3	125*	180M 2
119	24.6	1680	2.3	140	180M 2
116	25.2	1705	4.0	170	180M 2
113	25.9	1746	2.4	150	180M 2
107	27.5	1853	1.3	132	180M 2
104	28.0	1912	2.4	160	180M 2
102	28.8	1945	3.5	170	180M 2
100	14.6	2001	1.1	125*	180L 4
98	14.9	2043	2.1	140	180L 4
96	30.5	2082	3.2	180	180M 2
96	30.5	2082	2.3	160	180M 2
94	15.5	2094	3.1	190	180L 4
94	15.5	2094	2.2	170	180L 4
93	15.7	2125	1.3	150	180L 4
93	15.7	2125	1.3	150	180L 4
92	31.9	2180	0.9	125*	180M 2
91	16.0	2161	0.8	132	180L 4
91	16.0	2161	0.8	132	180L 4
88	33.4	2278	1.8	140	180M 2
86	16.9	2316	3.2	160	180L 4
86	17.0	2319	1.0	125*	180L 4
83	17.5	2365	3.0	190	180L 4
83	17.5	2365	3.0	190	180L 4
83	17.5	2365	3.0	190	180L 4
83	17.5	2365	2.1	170	180L 4
83	17.5	2365	2.1	170	180L 4
83	17.5	2365	2.1	170	180L 4
81	17.9	2427	0.7	132	180L 4
81	17.9	2427	0.7	132	180L 4
81	17.9	2427	0.7	132	180L 4
79	18.5	2523	3.0	160	180L 4
78	18.6	2519	3.1	190	180L 4

78	18.6	2519	3.1	190	180L 4
78	18.6	2519	3.1	190	180L 4
78	18.6	2519	2.2	170	180L 4
78	18.6	2519	2.2	170	180L 4
78	18.6	2519	2.2	170	180L 4
78	18.6	2520	1.3	150	180L 4
78	18.6	2520	1.3	150	180L 4
78	18.6	2520	1.3	150	180L 4
72	20.2	2760	2.7	160	180L 4
72	20.2	2760	1.5	140	180L 4
72	20.3	2739	0.7	132	180L 4
72	20.3	2739	0.7	132	180L 4
72	20.3	2739	0.7	132	180L 4
72	40.7	2778	1.4	140	180M 2
68	21.6	2915	1.3	150	180L 4
68	21.6	2915	1.3	150	180L 4
68	21.6	2915	1.3	150	180L 4
67	21.7	2929	0.8	132	180L 4
67	21.7	2929	0.8	132	180L 4
66	22.2	3038	3.5	180	180L 4
66	22.2	3038	2.5	160	180L 4
64	22.9	3093	1.4	150	180L 4
64	22.9	3093	1.4	150	180L 4
64	22.9	3093	1.4	150	180L 4
62	23.7	3206	3.0	190	180L 4
62	23.7	3206	3.0	190	180L 4
62	23.7	3206	2.2	170	180L 4
62	23.7	3206	2.2	170	180L 4
62	23.7	3206	2.2	170	180L 4
60	24.3	3290	0.7	132	180L 4
60	24.3	3290	0.7	132	180L 4
59	24.6	3366	2.8	180	180L 4
59	24.6	3366	2.0	160	180L 4
59	24.6	3366	1.3	140	180L 4
58	25.2	3415	2.9	190	180L 4
58	25.2	3415	2.9	190	180L 4
58	25.2	3415	2.2	170	180L 4
58	25.2	3415	2.2	170	180L 4
57	51.3	3499	1.2	140	180M 2
56	25.9	3497	1.3	150	180L 4
56	25.9	3497	1.3	150	180L 4
56	25.9	3497	1.3	150	180L 4
53	27.5	3713	0.7	132	180L 4
53	27.5	3713	0.7	132	180L 4
52	28.0	3830	1.3	160	180L 4
51	57.4	3917	1.0	140	180M 2
51	28.8	3896	2.6	190	180L 4
51	28.8	3896	2.6	190	180L 4
51	28.8	3896	1.9	170	180L 4
51	28.8	3896	1.9	170	180L 4
51	28.8	3896	1.9	170	180L 4
48	30.3	4098	1.2	150	180L 4
48	30.3	4098	1.2	150	180L 4
48	30.5	4171	1.8	180	180L 4
48	30.5	4171	1.3	160	180L 4
47	30.9	4174	2.5	190	180L 4
47	30.9	4174	2.5	190	180L 4
47	30.9	4174	1.8	170	180L 4
47	30.9	4174	1.8	170	180L 4
47	31.2	4217	0.7	132	180L 4

47	31.2	4217	0.7	132	180L 4
44	33.4	4564	1.8	180	180L 4
44	33.4	4564	1.3	160	180L 4
44	33.4	4564	1.0	140	180L 4
42	34.5	4666	1.1	150	180L 4
41	35.7	4829	2.2	190	180L 4
41	35.7	4829	1.6	170	180L 4
40	36.3	4908	0.7	132	180L 4
40	36.3	4908	0.7	132	180L 4
40	36.7	5023	1.8	180	180L 4
40	36.7	5023	1.3	160	180L 4
40	36.9	4994	1.0	150	180L 4
40	36.9	4994	1.0	150	180L 4
36	40.7	5565	1.8	180	180L 4
36	40.7	5565	1.2	160	180L 4
35	41.8	5658	1.9	190	180L 4
35	41.8	5658	1.9	190	180L 4
35	41.8	5658	1.3	170	180L 4
35	41.8	5658	1.3	170	180L 4
34	42.6	5768	0.9	150	180L 4
34	42.6	5768	0.9	150	180L 4
32	45.6	6162	1.7	190	180L 4
32	45.6	6162	1.2	170	180L 4
32	45.6	6162	1.2	170	180L 4
32	30.5	6245	1.3	180	200L 6
32	30.5	6245	0.9	160	200L 6
32	46.0	6227	0.8	150	180L 4
29	49.8	6743	1.6	190	180L 4
29	49.8	6743	1.6	190	180L 4
29	49.8	6743	1.1	170	180L 4
29	33.4	6834	1.3	180	200L 6
29	33.4	6834	1.0	160	200L 6
27	54.3	7343	0.7	150	180L 4
27	54.3	7343	0.7	150	180L 4
27	54.3	7343	1.4	190	180L 4
27	54.3	7343	1.4	190	180L 4
27	54.3	7343	1.0	170	180L 4
27	54.3	7343	1.0	170	180L 4
27	36.7	7521	1.3	180	200L 6
27	36.7	7521	0.9	160	200L 6
24	40.7	8333	1.3	180	200L 6
24	40.7	8333	0.9	160	200L 6
23	64.0	8663	1.2	190	180L 4
23	64.0	8663	0.9	170	180L 4
23	64.0	8663	0.9	170	180L 4
21	68.9	9321	1.1	190	180L 4
21	68.9	9321	1.1	190	180L 4
21	68.9	9321	0.8	170	180L 4
19.5	75.0	10151	0.7	170	180L 4
19.5	75.0	10151	0.7	170	180L 4
19.5	75.0	10151	1.0	190	180L 4
19.5	75.0	10151	1.0	190	180L 4
17.9	81.7	11054	0.9	190	180L 4
17.9	81.7	11054	0.7	170	180L 4
17.9	81.7	11054	0.7	170	180L 4
16.3	89.4	12096	0.9	190	180L 4
14.9	97.9	13237	0.8	190	180L 4
12.8	113.9	15411	0.7	190	180L 4
12.8	113.9	15411	0.7	190	180L 4





1.7 Prestazioni motoriduttori

1.7 Gearmotors performances

1.7 Leistungen der Getriebemotoren

$n_2$ min <sup>-1</sup>	ir	T2 Nm	FS'	OM-OC	
----------------------------	----	----------	-----	-------	--

<b>30 kW</b>	$n_1=2945 \text{ min}^{-1}$ $n_1=1465 \text{ min}^{-1}$	200L 2 200L 4
--------------	--	------------------

571	5.2	476.9	8.7	<b>160</b>	200L 2
388	7.6	701.3	5.2	<b>140</b>	200L 2
286	10.3	950.7	3.9	<b>140</b>	200L 2
240	12.3	1133	3.3	<b>140</b>	200L 2
197	14.9	1381	2.8	<b>140</b>	200L 2
193	7.6	1410	2.8	<b>140</b>	200L 4
190	15.5	1416	3.0	<b>170</b>	200L 2
187	15.7	1437	1.7	<b>150*</b>	200L 2
168	17.5	1599	2.9	<b>170</b>	200L 2
158	18.6	1703	3.0	<b>170</b>	200L 2
158	18.6	1704	1.7	<b>150*</b>	200L 2
146	20.2	1866	2.1	<b>140</b>	200L 2
142	10.3	1911	2.1	<b>140</b>	200L 4
137	21.6	1971	1.8	<b>150*</b>	200L 2
133	22.2	2054	3.3	<b>160</b>	200L 2
129	22.9	2091	1.8	<b>150*</b>	200L 2
124	23.7	2168	3.0	<b>170</b>	200L 2
120	24.6	2275	1.7	<b>140</b>	200L 2
120	12.3	2277	3.3	<b>160</b>	200L 4
120	12.3	2277	1.8	<b>140</b>	200L 4
117	25.2	2309	3.0	<b>170</b>	200L 2
114	25.9	2364	1.7	<b>150*</b>	200L 2
109	13.5	2506	2.9	<b>160</b>	200L 4
102	28.8	2634	3.5	<b>190</b>	200L 2
102	28.8	2634	2.6	<b>170</b>	200L 2
98	14.9	2777	1.5	<b>140</b>	200L 4
95	15.5	2846	2.3	<b>190</b>	200L 4
95	15.5	2846	1.6	<b>170</b>	200L 4
93	15.7	2888	0.9	<b>150*</b>	200L 4
88	33.4	3085	1.3	<b>140</b>	200L 2
86	16.9	3148	3.0	<b>180</b>	200L 4
86	16.9	3148	2.4	<b>160</b>	200L 4
84	17.5	3214	2.2	<b>190</b>	200L 4
84	17.5	3214	1.6	<b>170</b>	200L 4
79	18.5	3428	3.1	<b>180</b>	200L 4
79	18.5	3428	2.2	<b>160</b>	200L 4
79	18.6	3424	2.3	<b>190</b>	200L 4
79	18.6	3424	1.6	<b>170</b>	200L 4
79	18.6	3425	0.9	<b>150*</b>	200L 4
73	20.2	3751	2.8	<b>180</b>	200L 4
73	20.2	3751	2.0	<b>160</b>	200L 4
73	20.2	3751	1.1	<b>140</b>	200L 4
72	40.7	3762	1.0	<b>140</b>	200L 2
68	21.6	3962	1.0	<b>150*</b>	200L 4
66	22.2	4129	2.5	<b>180</b>	200L 4
66	22.2	4129	1.8	<b>160</b>	200L 4
64	22.9	4203	1.0	<b>150*</b>	200L 4
62	23.7	4357	2.2	<b>190</b>	200L 4
62	23.7	4357	1.6	<b>170</b>	200L 4
60	24.6	4574	2.1	<b>180</b>	200L 4
60	24.6	4574	1.5	<b>160</b>	200L 4
60	24.6	4574	0.9	<b>140</b>	200L 4
58	25.2	4641	2.1	<b>190</b>	200L 4
58	25.2	4641	1.6	<b>170</b>	200L 4
57	51.3	4740	0.9	<b>140</b>	200L 2
57	25.9	4752	0.9	<b>150*</b>	200L 4
52	28.0	5205	1.0	<b>160</b>	200L 4
51	57.4	5305	0.7	<b>140</b>	200L 2

$n_2$ min <sup>-1</sup>	ir	T2 Nm	FS'	OM-OC	
----------------------------	----	----------	-----	-------	--

<b>30 kW</b>	$n_1=2945 \text{ min}^{-1}$ $n_1=1465 \text{ min}^{-1}$	200L 2 200L 4
--------------	--	------------------

51	28.8	5295	1.9	<b>190</b>	200L 4
51	28.8	5295	1.4	<b>170</b>	200L 4
48	30.3	5569	0.9	<b>150*</b>	200L 4
48	30.5	5668	1.3	<b>180</b>	200L 4
48	30.5	5668	1.0	<b>160</b>	200L 4
47	30.9	5673	1.8	<b>190</b>	200L 4
47	30.9	5673	1.3	<b>170</b>	200L 4
44	33.4	6202	1.3	<b>180</b>	200L 4
44	33.4	6202	1.0	<b>160</b>	200L 4
44	33.4	6202	0.7	<b>140</b>	200L 4
42	34.5	6340	0.8	<b>150*</b>	200L 4
41	35.7	6563	1.6	<b>190</b>	200L 4
41	35.7	6563	1.1	<b>170</b>	200L 4
40	36.7	6826	1.3	<b>180</b>	200L 4
40	36.7	6826	1.0	<b>160</b>	200L 4
40	36.9	6787	0.7	<b>150*</b>	200L 4
36	40.7	7563	1.3	<b>180</b>	200L 4
36	40.7	7563	0.9	<b>160</b>	200L 4
35	41.8	7690	1.4	<b>190</b>	200L 4
35	41.8	7690	1.0	<b>170</b>	200L 4
32	45.6	8374	1.3	<b>190</b>	200L 4
32	45.6	8374	0.9	<b>170</b>	200L 4
29	49.8	9164	1.1	<b>190</b>	200L 4
29	49.8	9164	0.8	<b>170</b>	200L 4
27	54.3	9979	1.1	<b>190</b>	200L 4
27	54.3	9979	0.8	<b>170</b>	200L 4
23	64.0	11773	0.9	<b>190</b>	200L 4
21	68.9	12667	0.8	<b>190</b>	200L 4
20	75.0	13794	0.8	<b>190</b>	200L 4
17.9	81.7	15022	0.7	<b>190</b>	200L 4

<b>37 kW</b>	$n_1=2950 \text{ min}^{-1}$ $n_1=1475 \text{ min}^{-1}$	200L 2 225S 4
--------------	--	------------------

572	5.2	587.2	7.1	<b>160</b>	200L 2
389	7.6	863	4.2	<b>140*</b>	200L 2
287	10.3	1170	3.1	<b>140*</b>	200L 2
241	12.3	1395	2.7	<b>140*</b>	200L 2
197	14.9	1701	2.3	<b>140*</b>	200L 2
191	15.5	1743	3.4	<b>190</b>	200L 2
191	15.5	1743	2.4	<b>170*</b>	200L 2
188	15.7	1769	1.4	<b>150*</b>	200L 2
169	17.5	1969	3.3	<b>190</b>	200L 2
169	17.5	1969	2.3	<b>170*</b>	200L 2
160	18.5	2100	3.2	<b>160</b>	200L 2
158	18.6	2097	3.4	<b>190</b>	200L 2
158	18.6	2097	2.4	<b>170*</b>	200L 2
158	18.6	2098	1.4	<b>150*</b>	200L 2
146	20.2	2298	1.7	<b>140*</b>	200L 2
137	21.6	2427	1.5	<b>150*</b>	200L 2
132	11.2	2549	2.9	<b>160</b>	225S 4
129	22.9	2575	1.5	<b>150*</b>	200L 2
124	23.7	2669	3.3	<b>190</b>	200L 2
124	23.7	2669	2.4	<b>170*</b>	200L 2
120	12.3	2790	2.7	<b>160</b>	225S 4
120	24.6	2802	1.4	<b>140*</b>	200L 2
117	25.2	2843	3.2	<b>190</b>	200L 2

$n_2$ min <sup>-1</sup>	ir	T2 Nm	FS'	OM-OC	
----------------------------	----	----------	-----	-------	--

<b>37 kW</b>	$n_1=2950 \text{ min}^{-1}$ $n_1=1475 \text{ min}^{-1}$	200L 2 225S 4
--------------	--	------------------

117	25.2	2843	2.4	<b>170*</b>	200L 2
114	25.9	2911	1.4	<b>150*</b>	200L 2
109	13.5	3070	3.2	<b>180</b>	225S 4
109	13.5	3070	2.3	<b>160</b>	225S 4
102	28.8	3243	2.8	<b>190</b>	200L 2
102	28.8	3243	2.1	<b>170*</b>	200L 2
95	15.5	3486	1.8	<b>190</b>	225S 4
95	15.5	3486	1.3	<b>170*</b>	225S 4
88	33.4	3799	1.1	<b>140*</b>	200L 2
87	16.9	3856	2.5	<b>180</b>	225S 4
87	16.9	3856	1.9	<b>160</b>	225S 4
84	17.5	3938	1.8	<b>190</b>	225S 4
84	17.5	3938	1.3	<b>170*</b>	225S 4
80	18.5	4199	2.5	<b>180</b>	225S 4
80	18.5	4199	1.8	<b>160</b>	225S 4
79	18.6	4194	1.9	<b>190</b>	225S 4
79	18.6	4194	1.3	<b>170*</b>	225S 4
73	20.2	4595	2.3	<b>180</b>	225S 4
73	20.2	4595	1.6	<b>160</b>	225S 4
72	40.7	4632	0.8	<b>140*</b>	200L 2
66	22.2	5057	2.1	<b>180</b>	225S 4
66	22.2	5057	1.5	<b>160</b>	225S 4
62	23.7	5338	1.8	<b>190</b>	225S 4
62	23.7	5338	1.3	<b>170*</b>	225S 4
60	24.6	5603	1.7	<b>180</b>	225S 4
60	24.6	5603	1.2	<b>160</b>	225S 4
58	25.2	5686	1.7	<b>190</b>	225S 4
58	25.2	5686	1.3	<b>170*</b>	225S 4
58	51.3	5836	0.7	<b>140*</b>	200L 2
53	28.0	6376	0.8	<b>160</b>	225S 4
51	28.8	6486	1.5	<b>190</b>	225S 4
51	28.8	6486	1.2	<b>170*</b>	225S 4
48	30.5	6943	1.1	<b>180</b>	225S 4
48	30.5	6943	0.8	<b>160</b>	225S 4
48	30.9	6949	1.5	<b>190</b>	225S 4
44	33.4	7598	1.1	<b>180</b>	225S 4
44	33.4	7598	0.8	<b>160</b>	225S 4
41	35.7	8039	1.3	<b>190</b>	225S 4
41	35.7	8039	0.9	<b>170*</b>	225S 4
40	36.7	8362	1.1	<b>180</b>	225S 4
40	36.7	8362	0.8	<b>160</b>	225S 4
36	40.7	9264	1.1	<b>180</b>	225S 4
36	40.7	9264	0.7	<b>160</b>	225S 4
35	41.8	9420	1.1	<b>190</b>	225S 4
35	41.8	9420	0.8	<b>170*</b>	225S 4
32	45.6	10258	1.0	<b>190</b>	225S 4
32	45.6	10258	0.7	<b>170*</b>	225S 4
30	49.8	11225	0.9	<b>190</b>	225S 4
30	49.8	11225	0.7	<b>170*</b>	225S 4
27	54.3	12224	0.9	<b>190</b>	225S 4
23	64.0	14421	0.7	<b>190</b>	225S 4
21	68.9	15517	0.7	<b>190</b>	225S 4



### 1.7 Prestazioni motoriduttori

$n_2$ min <sup>-1</sup>	ir	T2 Nm	FS'	OM-OC	
----------------------------	----	----------	-----	-------	--

<b>45 kW</b>	$n_1 = 2945 \text{ min}^{-1}$	225M 2
	$n_1 = 1475 \text{ min}^{-1}$	225M 4

571	5.2	707.8	5.8	160	225M 2
388	7.6	1041	5.9	160	225M 2
286	5.2	1413	3.3	160	225M 4
194	7.6	2078	3.3	160	225M 4
190	15.5	2123	2.8	190*	225M 2
190	15.5	2123	2.0	170*	225M 2
168	17.5	2399	2.7	190*	225M 2
168	17.5	2399	1.9	170*	225M 2
158	18.6	2555	2.8	190*	225M 2
158	18.6	2555	2.0	170*	225M 2
143	10.3	2817	2.7	160	225M 4
132	11.2	3068	3.4	180	225M 4
132	11.2	3068	2.4	160	225M 4
124	23.7	3251	2.7	190*	225M 2
124	23.7	3251	2.0	170*	225M 2
120	12.3	3357	3.1	180	225M 4
120	12.3	3357	2.2	160	225M 4
117	25.2	3463	2.6	190*	225M 2
117	25.2	3463	2.0	170*	225M 2
109	13.5	3695	2.7	180	225M 4
109	13.5	3695	1.9	160	225M 4
102	28.8	3951	2.3	190*	225M 2
102	28.8	3951	1.7	170*	225M 2
95	15.5	4240	1.5	190*	225M 4
95	15.5	4240	1.1	170*	225M 4
87	16.9	4641	2.1	180	225M 4
87	16.9	4641	1.6	160	225M 4
84	17.5	4789	1.5	190*	225M 4
84	17.5	4789	1.0	170*	225M 4
80	18.5	5054	1.5	160	225M 4
79	18.6	5101	1.5	190*	225M 4
79	18.6	5101	1.1	170*	225M 4
73	20.2	5530	1.9	180	225M 4
73	20.2	5530	1.4	160	225M 4
66	22.2	6086	1.7	180	225M 4
66	22.2	6086	1.2	160	225M 4
62	23.7	6492	1.5	190*	225M 4
62	23.7	6492	1.1	170*	225M 4
60	24.6	6743	1.4	180	225M 4
60	24.6	6743	1.0	160	225M 4
58	25.2	6915	1.4	190*	225M 4
58	25.2	6915	1.1	170*	225M 4
53	28.0	7673	0.7	160	225M 4
51	28.8	7888	1.3	190*	225M 4
51	28.8	7888	1.0	170*	225M 4
48	30.5	8355	0.9	180	225M 4
48	30.9	8451	1.2	190*	225M 4
48	30.9	8451	0.9	170*	225M 4
44	33.4	9143	0.9	180	225M 4
44	33.4	9143	0.7	160	225M 4
41	35.7	9777	1.1	190*	225M 4
41	35.7	9777	0.8	170*	225M 4
40	36.7	10062	0.9	180	225M 4
36	40.7	11149	0.9	180	225M 4
35	41.8	11456	0.9	190*	225M 4
35	41.8	11456	0.7	170*	225M 4
32	45.6	12476	0.8	190*	225M 4
30	49.8	13652	0.8	190*	225M 4
27	54.3	14867	0.7	190*	225M 4

### 1.7 Gearmotors performances

$n_2$ min <sup>-1</sup>	ir	T2 Nm	FS'	OM-OC	
----------------------------	----	----------	-----	-------	--

<b>55 kW</b>	$n_1 = 2950 \text{ min}^{-1}$	250M 2
	$n_1 = 1475 \text{ min}^{-1}$	250M 4

572	5.2	863.6	4.8	160*	250M 2
389	7.6	1270	4.8	160*	250M 2
286	5.2	1727	3.5	180	250M 4
286	5.2	1727	2.7	160*	250M 4
263	11.2	1875	3.6	160*	250M 2
241	12.3	2052	3.3	160*	250M 2
219	13.5	2258	2.9	160*	250M 2
194	7.6	2540	3.5	180	250M 4
194	7.6	2540	2.7	160*	250M 4
191	15.5	2591	2.3	190*	250M 2
174	16.9	2836	3.0	180	250M 2
174	16.9	2836	2.4	160*	250M 2
169	17.5	2927	2.2	190*	250M 2
160	18.5	3088	3.1	180	250M 2
160	18.5	3088	2.2	160*	250M 2
158	18.6	3117	2.3	190*	250M 2
143	10.3	3443	3.0	180	250M 4
143	10.3	3443	2.2	160*	250M 4
132	11.2	3750	2.8	180	250M 4
132	11.2	3750	2.0	160*	250M 4
124	23.7	3967	2.2	190*	250M 2
120	12.3	4103	2.6	180	250M 4
120	12.3	4103	1.8	160*	250M 4
117	25.2	4226	2.1	190*	250M 2
109	13.5	4516	2.2	180	250M 4
109	13.5	4516	1.6	160*	250M 4
102	28.8	4820	1.9	190*	250M 2
95	15.5	5182	1.2	190*	250M 4
87	16.9	5672	1.7	180	250M 4
87	16.9	5672	1.3	160*	250M 4
84	17.5	5853	1.2	190*	250M 4
80	18.5	6177	1.7	180	250M 4
80	18.5	6177	1.2	160*	250M 4
79	18.6	6235	1.3	190*	250M 4
73	20.2	6759	1.6	180	250M 4
73	20.2	6759	1.1	160*	250M 4
66	22.2	7439	1.4	180	250M 4
66	22.2	7439	1.0	160*	250M 4
62	23.7	7934	1.2	190*	250M 4
60	24.6	8242	1.2	180	250M 4
60	24.6	8242	0.8	160*	250M 4
58	25.2	8451	1.2	190*	250M 4
51	28.8	9641	1.0	190*	250M 4
48	30.9	10330	1.0	190*	250M 4
41	35.7	11950	0.9	190*	250M 4
35	41.8	14002	0.7	190*	250M 4
32	45.6	15248	0.7	190*	250M 4

N.B.

Tutte le potenze indicate si riferiscono alla potenza meccanica dei riduttori. Per i riduttori contrassegnati con (\*) è opportuno effettuare la verifica della potenza limite termico secondo le indicazioni riportate nel par. A-1.5.

### 1.7 Leistungen der Getriebemotoren

$n_2$ min <sup>-1</sup>	ir	T2 Nm	FS'	OM-OC	
----------------------------	----	----------	-----	-------	--

<b>75 kW</b>	$n_1 = 2975 \text{ min}^{-1}$	280S 2
	$n_1 = 1470 \text{ min}^{-1}$	280S 4

577	5.2	1168	3.5	160*	280S 2
392	7.6	1717	3.6	160*	280S 2
285	5.2	2363	2.5	180*	280S 4
285	5.2	2363	1.9	160*	280S 4
266	11.2	2535	2.7	160*	280S 2
243	12.3	2774	3.4	180*	280S 2
243	12.3	2774	2.4	160*	280S 2
221	13.5	3053	2.9	180*	280S 2
221	13.5	3053	2.1	160*	280S 2
194	7.6	3475	2.5	180*	280S 4
194	7.6	3475	2.0	160*	280S 4
176	16.9	3835	2.3	180*	280S 2
176	16.9	3835	1.8	160*	280S 2
161	18.5	4176	2.3	180*	280S 2
161	18.5	4176	1.6	160*	280S 2
143	10.3	4711	2.2	180*	280S 4
143	10.3	4711	1.6	160*	280S 4
131	11.2	5130	2.0	180*	280S 4
131	11.2	5130	1.5	160*	280S 4
120	12.3	5614	1.9	180*	280S 4
120	12.3	5614	1.3	160*	280S 4
109	13.5	6179	1.6	180*	280S 4
109	13.5	6179	1.2	160*	280S 4
98	30.5	6904	1.0	180*	280S 2
98	30.5	6904	0.7	160*	280S 2
87	16.9	7761	1.2	180*	280S 4
87	16.9	7761	1.0	160*	280S 4
80	18.5	8451	1.2	180*	280S 4
80	18.5	8451	0.9	160*	280S 4
73	20.2	9248	1.1	180*	280S 4
73	20.2	9248	0.8	160*	280S 4
66	22.2	10178	1.0	180*	280S 4
66	22.2	10178	0.7	160*	280S 4
60	24.6	11277	0.8	180*	280S 4

NOTE.

The power indicated is based on the mechanical capacities of the gearboxes. For the gearboxes marked with (\*) it is also necessary to obey the thermal capacity like shown on chapter A-1.5.

HINWEIS.

Die Leistungsangaben beziehen sich auf die mechanische Belasbarkeit der Getriebe. Bei den mit (\*) gekennzeichneten Getrieben ist außerdem die thermische Leistungsgrenze zu beachten (s. Kap A-1.5).



C





1.8 Dimensioni

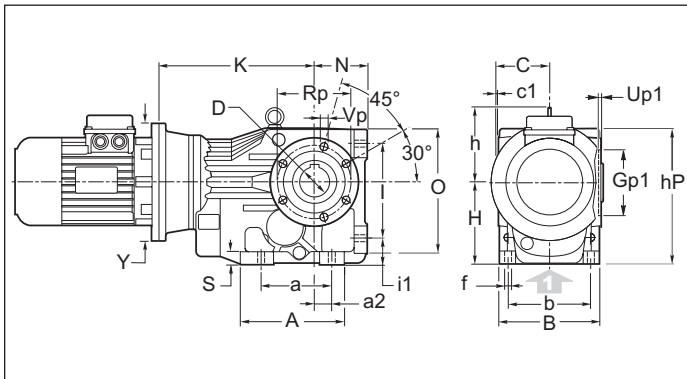
1.8 Dimensions

1.8 Abmessungen

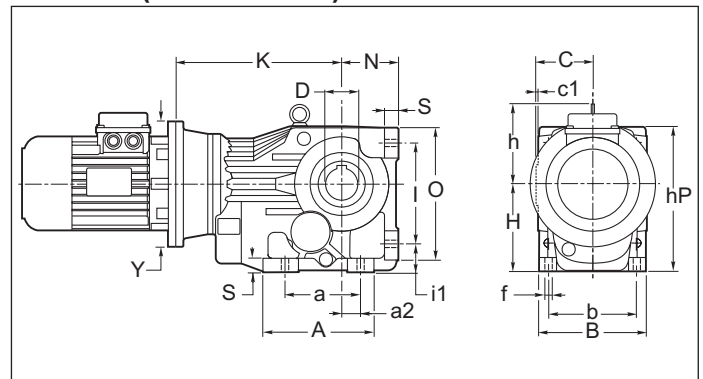
Dimensioni riduttori  
Dimensions gearboxes  
Abmessungen Getriebes

OM 63 - 71 - 90 - 112

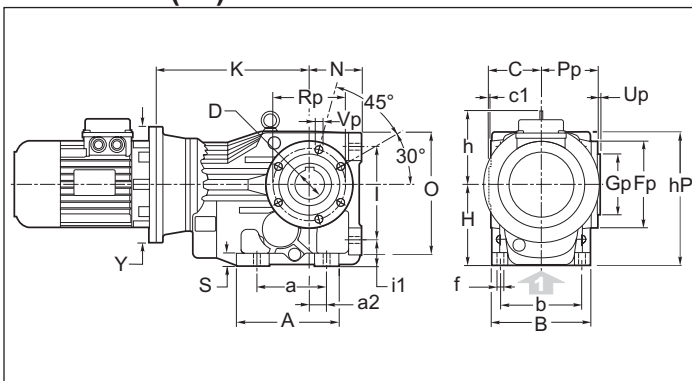
OMP (63)



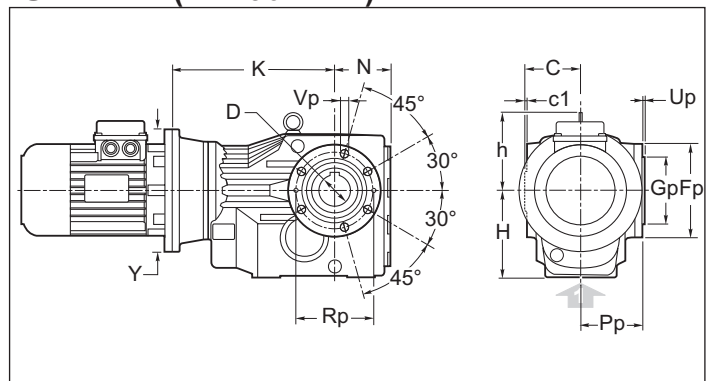
OMP (71 - 90 - 112)



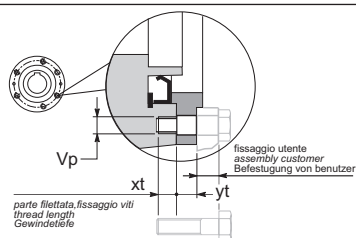
OMP P (63)



OMF P (71 - 90 - 112)



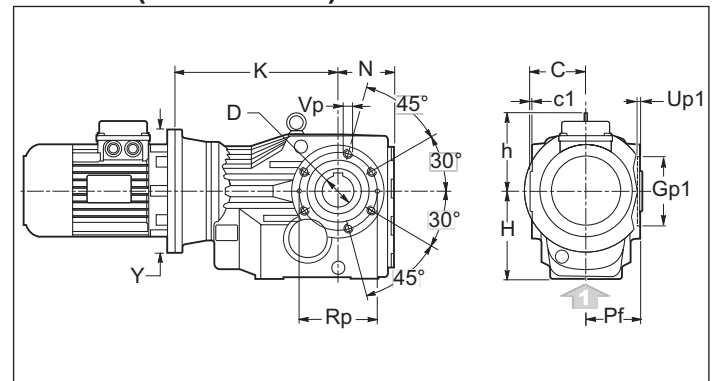
Particolare dei fori nella Flangia - "P"  
Detail holes of the flange - "P"



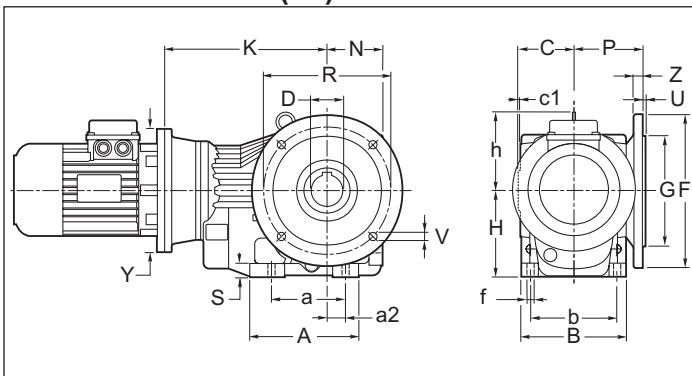
Per il fissaggio al riduttore con i fori "Vp" considerare la lunghezza delle viti adeguate, e che la quota "yt" non è filettata (vedi disegno).  
When P-flange is used please consider that the threads "Vp" are in gearcase and that distance "yt" does not have a thread (see drawing).  
Bei Verwendung des P-Flansches ist zu beachten, daß sich die Gewinde im Getriebegehäuse befinden und daß Maß "yt" kein Gewinde besitzt. Details siehe Zeichnung.

	Vp	xt	yt
63	N°6 M6	12	11,5
71	N°6 M8	15	11
90	N°6 M12	18	12
112	N°6 M14	23	14

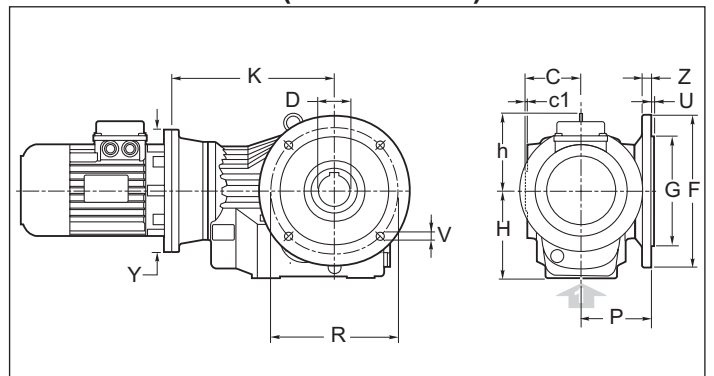
OMF (71 - 90 - 112)



OMP F1 - F2 (63)



OMF F1 - F2 (71 - 90 - 112)





1.8 Dimensioni

1.8 Dimensions

1.8 Abmessungen

OM.	a	A	a2	b	B	C	c1	D H7	f	h	H	hP	I	i1	N	O	Pf	S
63	110	147	28	100	120	60	2,5	30 (25) (28)	11	100	100	170	115	32	63	150	57.5	14
71	130	165	35	120	142	75	3	35 (30) (32)	11	108	112	183	130	37	71	170	72	18
90	120	182	30	140	170	90	3.5	40 (42) (45) (48)	14	129	140	232	160	45	90	212	86.5	22
112	150	215	40	165	200	105	4	50 (55)	17.5	151	180	294	200	55	112	264	101	25

OM.	Gp g6	Gp1 H7	Fp	Pp	Rp	Up	Up1	Vp	F		G g6	P	R	U	V	Z
									F1	F2						
63	80	75	105	69	90	3	3.5	N°6 M6x12	F1 160	F2 -	110	84	130	3.5	N°4 φ 9	10
71	80	80	120	83	100	3	3.5	N°6 M8x15	F1 200	F2 160	130	100	165	3.5	N°4 φ 11	12
90	105	100	150	98.5	125	3.5	3.5	N°6 M12x18	F1 250	F2 -	180	113	215	4	N°4 φ 13.5	15
112	125	125	175	115	150	3.5	4	N°6 M14x18	F1 300	F2 -	230	142	265	4	N°4 φ 13.5	16

OM	IEC	Y	63	71	90	112
			K	K	K	K
	63 B5	140				
	71 B5	160	193.5	217	249	-
	80 B5	200				308.5
	80 B14	120	213.5	237	264	-
	90 B5	200				308.5
	90 B14	140	213.5	237	264	-
	100-112 B5	250				318.5
	100-112 B14	160	223.5	247	274	-
	132 B5	300				339.5
	132 B14	200	-		298	-
	160 B5	350				369.5

Le dimensioni K si riferiscono alle combinazioni albero/flangia B5 e B14, standard. Per le dimensioni relative a combinazioni albero/flangia archiesta, contattare il ns. servizio tecnico.

The K dimensions refer to the standard B5 and B14 shaft/flange combinations. As far as the dimensions of shaft/flange combinations on request are concerned, please contact our technical department.

Die Maße K beziehen sich auf die Kombinationen Welle/Flansch B5 und B14 Standard. Hinsichtlich der Maße von Kombinationen Welle/Flansch auf Anfrage wenden Sie sich bitte an unseren technischen Kundendienst.

PARTICOLARE CORPO IN VERSIONE FLANGIATA

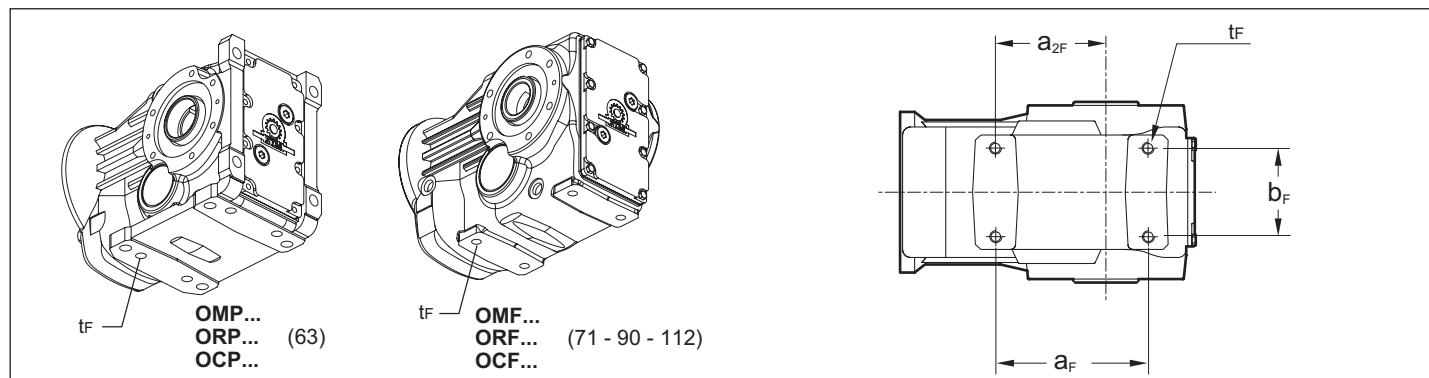
DETAIL OF THE FLANGED GEARCASE

DETAIL DES GÉHÁUSE MIT ABTRIEBSFLANSCH

Per un fissaggio del riduttore si possono utilizzare anche I 4 fori "t<sub>F</sub>" nel piano inferiore del corpo flangiato con interasse X e Z.

For the gearbox fixing also the 4 threads "t<sub>F</sub>" in the lower part of the flanged gearcase with dimensions X and Z can be used

Auch die vier Gewinde "t<sub>F</sub>", welche sich im unteren Teil des Geháuses befinden (mit den Maßen X und Z), können zur Montage des Getriebes verwendet werden.



	t <sub>F</sub>	b <sub>F</sub>	a <sub>F</sub>	a <sub>2F</sub>
63	N°4 M10 x 15	60	117	82
71	N°4 M10 x 15	70	140	100
90	N°4 M12 x 20	88	152	110
112	N°4 M16 x 24	102	170	122



1.8 Dimensioni

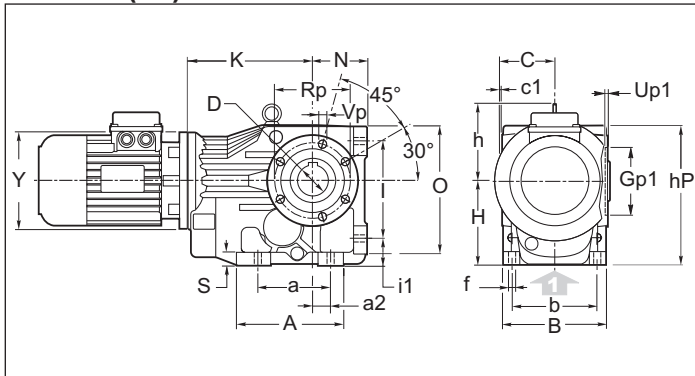
1.8 Dimensions

1.8 Abmessungen

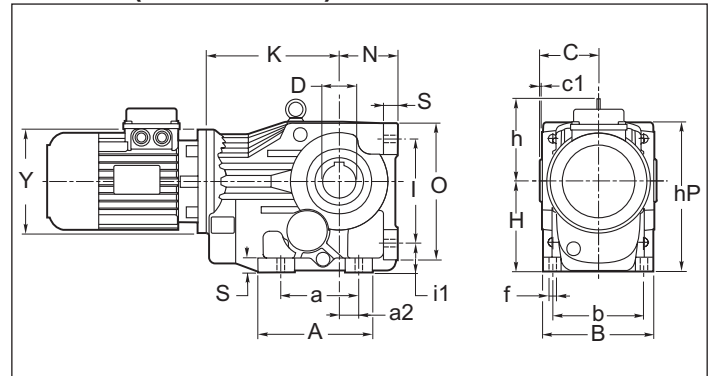
Dimensioni riduttori  
Dimensions gearboxes  
Abmessungen Getriebes

OC 63 - 71 - 90 - 112

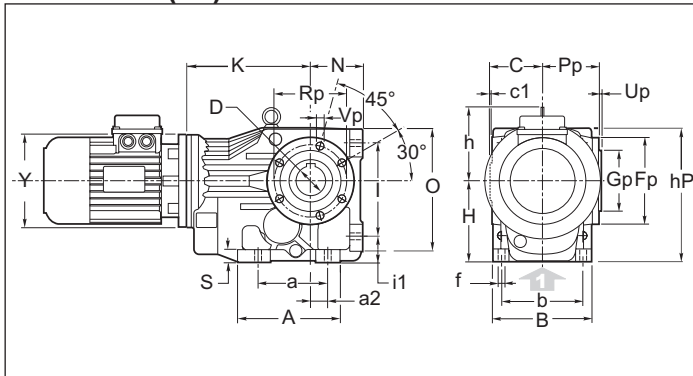
OCP (63)



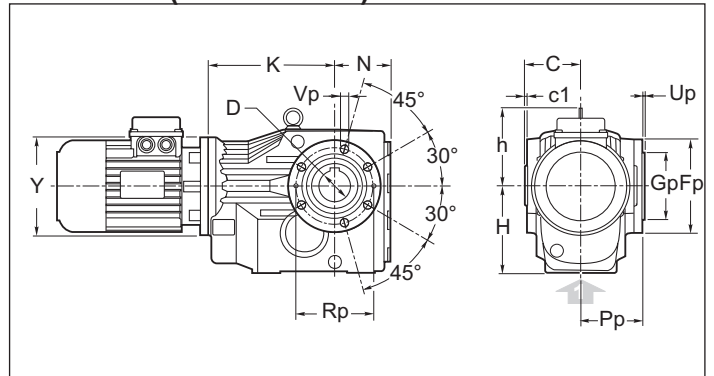
OCP (71 - 90 - 112)



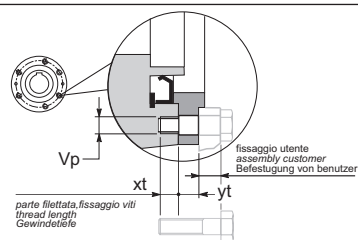
OCP P (63)



OCF P (71 - 90 - 112)



Particolari dei fori nella Flangia P  
Detail of the flange P holes

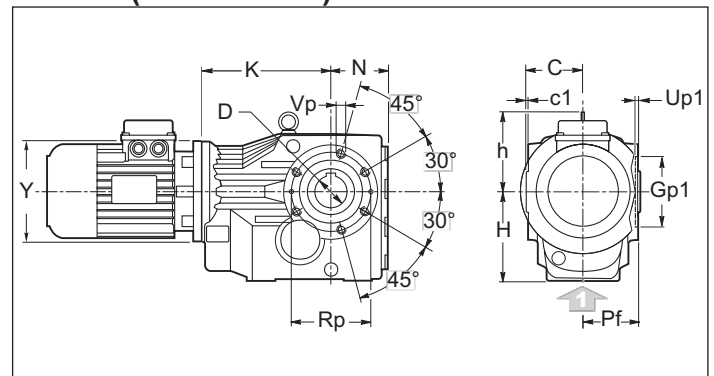


Per il fissaggio al riduttore con i fori "Vp" considerare la lunghezza delle viti adeguate, e che la quota "yt" non è filettata (vedi disegno).  
When P-flange is used please consider that the threads "Vp" are in gearbox and that distance "yt" does not have a thread (see drawing).

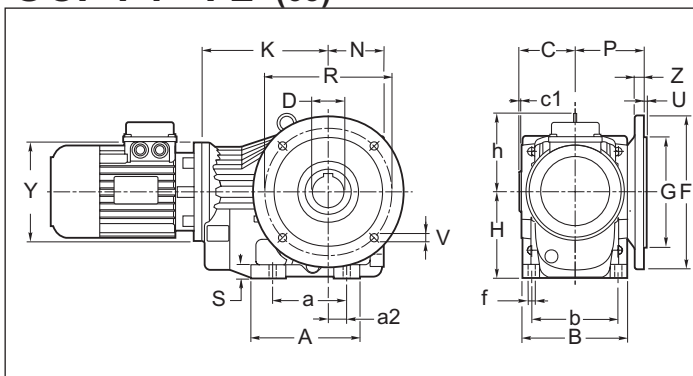
Bei Verwendung des P-Flansches ist zu beachten, daß sich die Gewinde im Getriebegehäuse befinden und daß Maß "yt" kein Gewinde besitzt. Details siehe Zeichnung.

	Vp	xt	yt
63	N°6 M6	12	11,5
71	N°6 M8	15	11
90	N°6 M12	18	12
112	N°6 M14	23	14

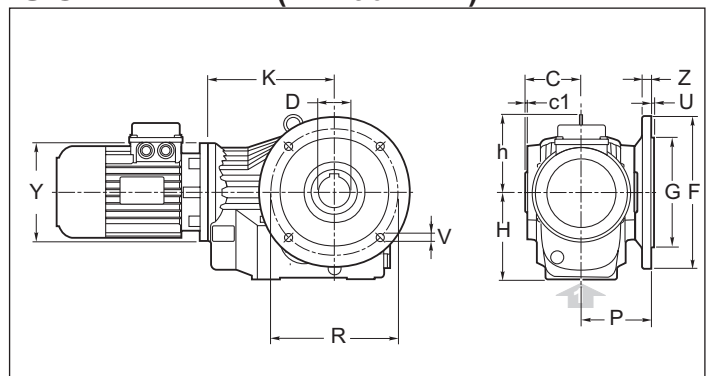
OCF (71 - 90 - 112)



OCP F1 - F2 (63)



OCF F1 - F2 (71 - 90 - 112)





1.8 Dimensioni

1.8 Dimensions

1.8 Abmessungen

OC.	a	A	a2	b	B	C	c1	D H7	f	h	H	hP	I	i1	N	O	Pf	S
63	110	147	28	100	120	60	2,5	30 (25) (28)	11	100	100	170	115	32	63	150	57.5	14
71	130	165	65	120	142	75	3	35 (30) (32)	11	108	112	183	130	37	71	170	72	18
90	120	182	30	140	170	90	3.5	40 (42) (45) (48)	14	129	140	232	160	45	90	212	86.5	22
112	150	215	40	165	200	105	4	50 (55)	17.5	151	180	294	200	55	112	264	101	25

OC.	Gp g6	Gp1 H7	Fp	Pp	Rp	Up	Up1	Vp	F		G g6	P	R	U	V	Z
									F1	F2						
63	80	75	105	69	90	3	3.5	N°6 M6x12	F1	160	110	84	130	3.5	N°4 φ 9	10
									F2	-						
71	80	80	120	83	100	3	3.5	N°6 M8x15	F1	200	130	100	165	3.5	N°4 φ 11	12
									F2	160						
90	105	100	150	98.5	125	3.5	3.5	N°6 M12x18	F1	250	180	113	215	4	N°4 φ 13.5	15
									F2	-						
112	125	125	175	115	150	3.5	4	N°6 M14x18	F1	300	230	142	265	4	N°4 φ 13.5	16
									F2	-						

OC.	63		71		90		112	
	Y	K	Y	K	Y	K	Y	K
	140	154	140	178	160	205	200	252

PARTICOLARE CORPO IN VERSIONE FLANGIATA

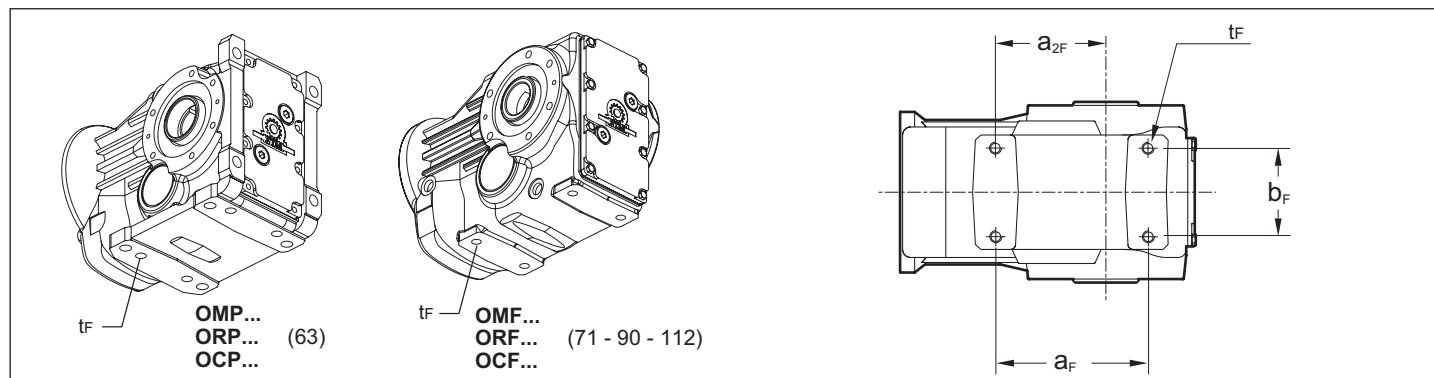
DETAIL OF THE FLANGED GEARCASE

DETAIL DES GÉHÄUSES MIT ABTRIEBSFLANSCH

Per un fissaggio del riduttore si possono utilizzare anche I 4 fori "t<sub>F</sub>" nel piano inferiore del corpo flangiato con interasse X e Z.

For the gearbox fixing also the 4 threads "t<sub>F</sub>" in the lower part of the flanged gearcase with dimensions X and Z can be used

Auch die vier Gewinde "t<sub>F</sub>", welche sich im unteren Teil des Gehäuses befinden (mit den Maßen X und Z), können zur Montage des Getriebes verwendet werden.



	t <sub>F</sub>	b <sub>F</sub>	a <sub>F</sub>	a <sub>2F</sub>
63	N°4 M10 x 15	60	117	82
71	N°4 M10 x 15	70	140	100
90	N°4 M12 x 20	88	152	110
112	N°4 M16 x 24	102	170	122



1.8 Dimensioni

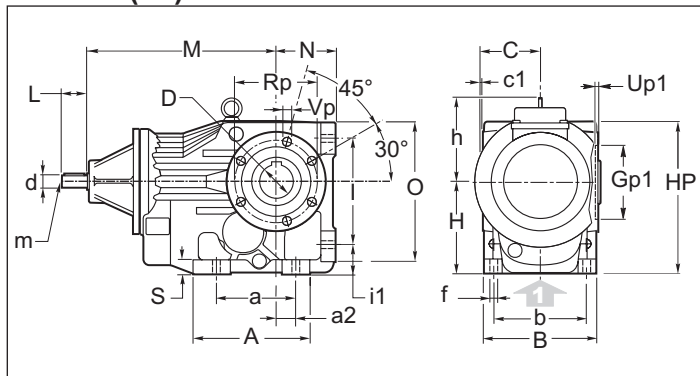
1.8 Dimensions

1.8 Abmessungen

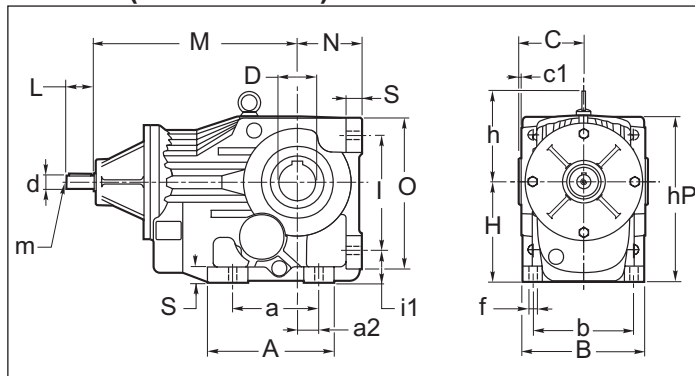
Dimensioni riduttori  
Dimensions gearboxes  
Abmessungen Getriebes

OR 63 - 71 - 90 - 112

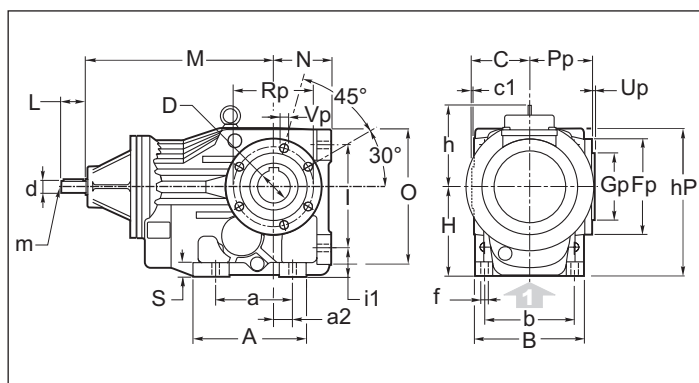
ORP (63)



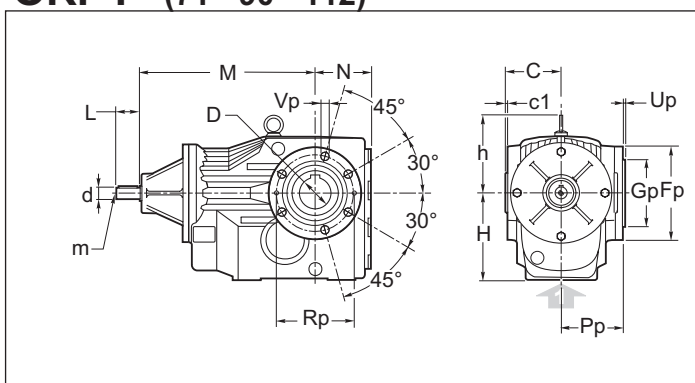
ORP (71 - 90 - 112)



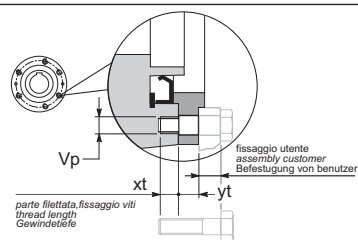
ORP P (63)



ORF P (71 - 90 - 112)



Particolari dei fori nella Flangia P  
Detail of the flange P holes

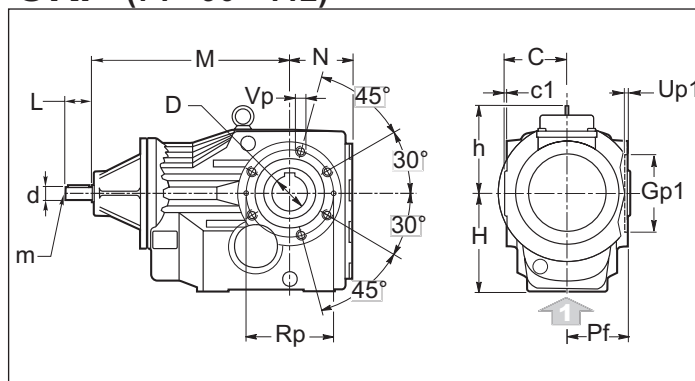


Per il fissaggio al riduttore con i fori "Vp" considerare la lunghezza delle viti adeguate, e che la quota "yt" non è filettata (vedi disegno).  
When P-flange is used please consider that the threads "Vp" are in gearbox and that distance "yt" does not have a thread (see drawing).

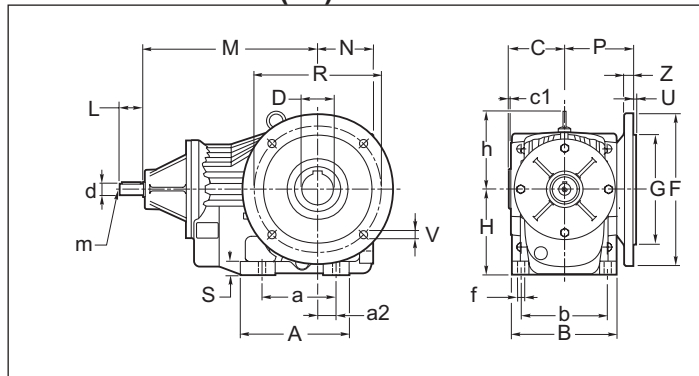
Bei Verwendung des P-Flansches ist zu beachten, daß sich die Gewinde im Getriebegehäuse befinden und daß Maß "yt" kein Gewinde besitzt. Details siehe Zeichnung.

	Vp	xt	yt
63	N°6 M6	12	11,5
71	N°6 M8	15	11
90	N°6 M12	18	12
112	N°6 M14	23	14

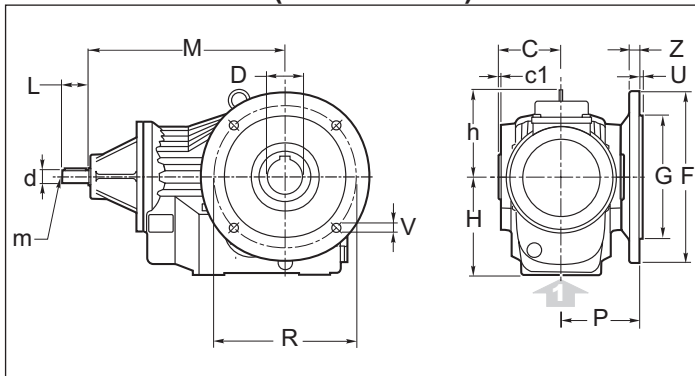
ORF (71 - 90 - 112)



ORP F1 - F2 (63)



ORF F1 - F2 (71 - 90 - 112)







1.8 Dimensioni

1.8 Dimensions

1.8 Abmessungen

OR.	a	A	a2	b	B	C	c1	D H7	d j6	f	h	H	hP	I	i1	L	m	M	N	O	Pf	S
63	110	147	28	100	120	60	2,5	30 (25) (28)	16	11	100	100	170	115	32	40	M6	222.5	63	150	57.5	14
71	130	165	35	120	142	75	3	35 (30) (32)	16	11	108	112	183	130	37	40	M6	246	71	170	72	18
90	120	182	30	140	170	90	3.5	40 (42) (45) (48)	19	14	129	140	232	160	45	40	M6	283	90	212	86.5	22
112	150	215	40	165	200	105	4	50 (55)	24	17.5	151	180	294	200	55	50	M8	328	112	264	101	25

OR.	Gp g6	Gp1 H7	Fp	Pp	Rp	Up	Up1	Vp	F		G g6	P	R	U	V	Z
									F1	F2						
63	80	75	105	69	90	3	3.5	N°6 M6x12	F1	160	110	84	130	3.5	N°4 φ 9	10
									F2	-						
71	80	80	120	83	100	3	3.5	N°6 M8x15	F1	200	130	100	165	3.5	N°4 φ 11	12
									F2	160						
90	105	100	150	98.5	125	3.5	3.5	N°6 M12x18	F1	250	180	113	215	4	N°4 φ 13.5	15
									F2	-						
112	125	125	175	115	150	3.5	4	N°6 M14x18	F1	300	230	142	265	4	N°4 φ 13.5	16
									F2	-						

PARTICOLARE CORPO IN VERSIONE FLANGIATA

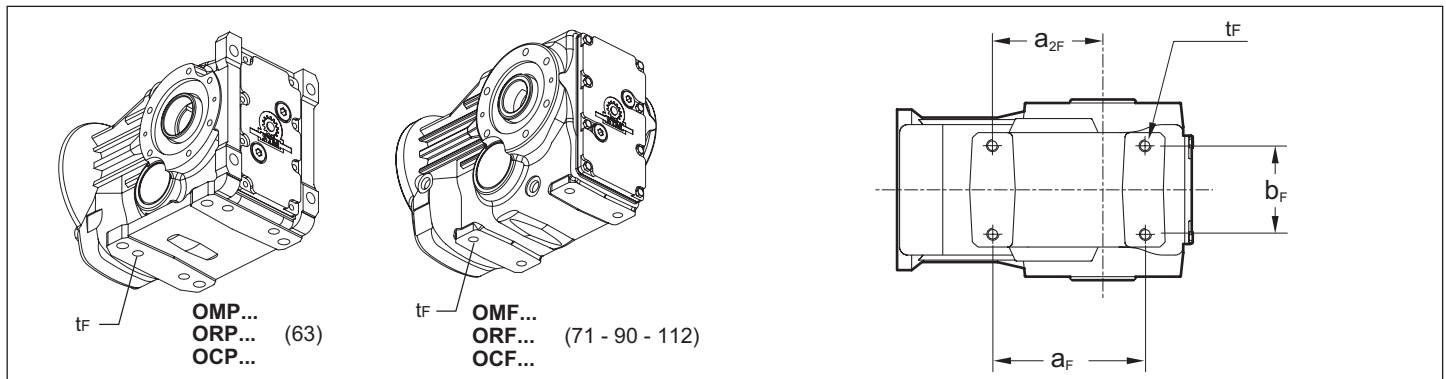
Per un fissaggio del riduttore si possono utilizzare anche i 4 fori "t<sub>F</sub>" nel piano inferiore del corpo flangiato.

DETAIL OF THE FLANGED GEARCASE

For the gearbox fixing also the 4 threads "t<sub>F</sub>" in the lower part of the flanged gearcase can be used.

DETAIL DES GEHÄUSES MIT ABTRIEBSFLANSCH

Auch die vier Gewinde "t<sub>F</sub>", welche sich im unteren Teil des Gehäuses befinden, können zur Montage des Getriebes verwendet werden.



	t <sub>F</sub>	b <sub>F</sub>	a <sub>F</sub>	a <sub>2F</sub>
63	N°4 M10 x 15	60	117	82
71	N°4 M10 x 15	70	140	100
90	N°4 M12 x 20	88	152	110
112	N°4 M16 x 24	102	170	122



1.8 Dimensioni

1.8 Dimensions

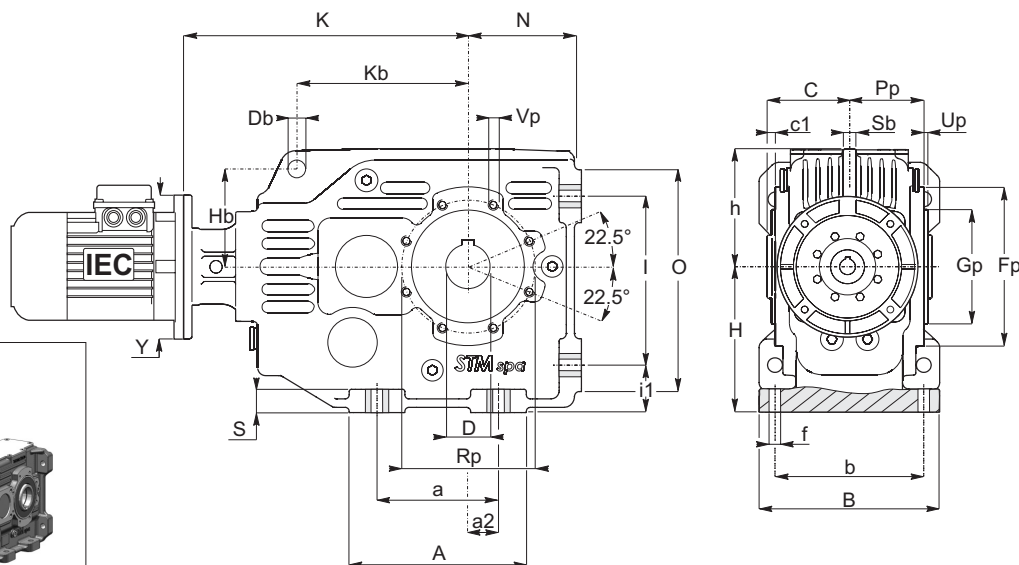

1.8 Abmessungen

Dimensioni riduttori  
Dimensions gearboxes  
Abmessungen Getriebes

# OM 80-100-125-140-160-180

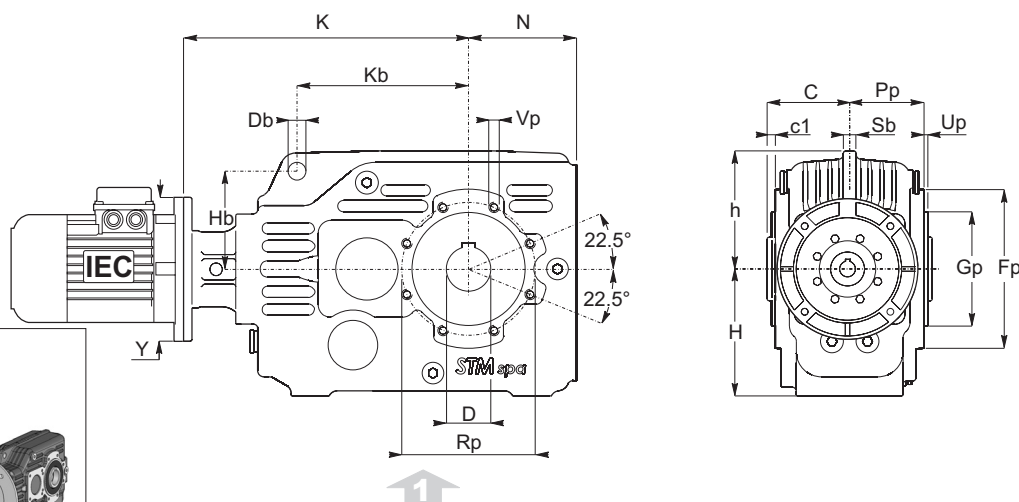

## OMP

80-100  
125-140  
160-180



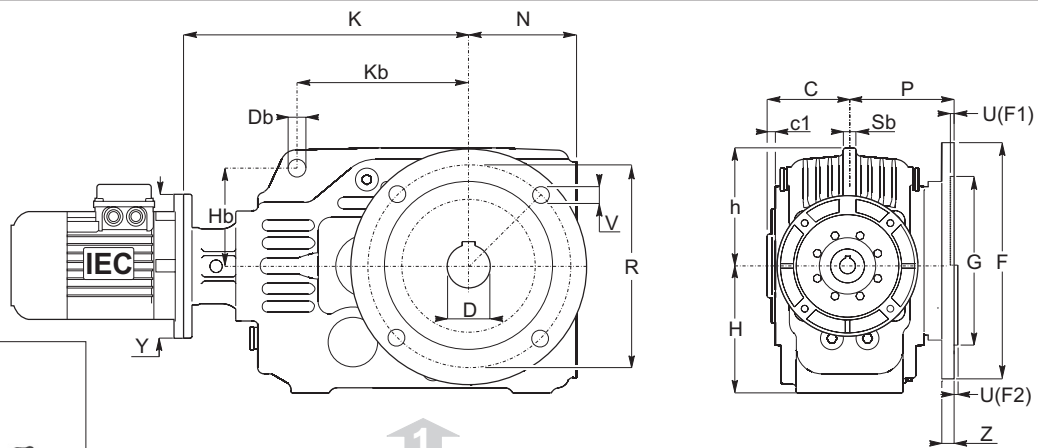

## OMF

80-100  
125-140  
160-180



## OMF F1-F2

80-100  
125-140  
160-180





1.8 Dimensioni

1.8 Dimensions

1.8 Abmessungen

OM	a	A	a2	b	B	C	c1	D H7	f	h	H		i1	I	N		O	S	Db	Kb	Hb	Sb
											OM F	OM P			OM F	OM P						
80	*					65	6,5	32 (30) (35)	*	93	100	*		85,5	*				13	135	77	10
100	120	175	30	140	170	77,5	7,0	45 (40) (50)	14	113	120	140	45	160	105,5	112	210	22	13	170	95	13
125	150	215	40	165	200	90	9,0	55 (50) (60)	18	140	145	180	55	200	140,5	132	265	25	16	215	118	15
140	270	325	90	210	260	110	6,5	70 (60)	22	182	190	212	62	260	175,5	160	315	26	26	275	150	18
160	315	378	110	240	290	151	6	90	22	198	190	245	55	295	193	200	355	30	26	290	155	18
180	355	425	125	270	330	170	5	100	26	209	206	275	75	325	208	225	395	35	32	320	155	25

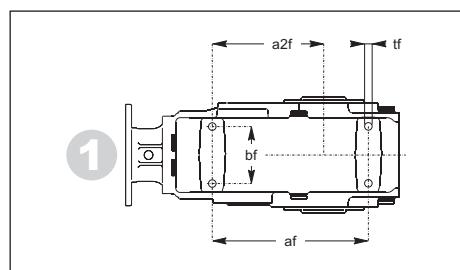
OM	Gp	Fp	Pp	Rp	Up	Vp	 Only-Size 160-180		F	G F8	P	R	U	V	Z
80	90 - g6	125	58,5	105	3	M8		F1	200	130	100	165	4,5	N°4 ø11	11
100	110 - g6	150	70,5	125	3	M8		F1	250	180	125	215	5	N°4 ø13	14
								F1	300	230	150	265	5	N°4 ø15	16
125	135 - g6	180	81,0	150	3	M10		F2	350	250 (g6)	150	300	5	N°4 ø18	18
140	170 - g6	230	103,5	200	4	M12		F1	350	250	180	300	6	N°4 ø17	25
								F1	400	300	183,5	350	5	N°4 ø 18	18
160	180 - H7	280	145	225	7	M 16		F2	450	350	183,5	400	5	N°8 ø 18	25
								F3	350	250	180	300	6	N°4 ø17	25
180	200 - H7	302	165	250	7	M 18		F1	550	450	221	500	5	N°8 ø 18	25

OM	IEC	Y	80	100	125	140	160	180
			K	K	K	K	K	K
OM	71 B5	160	244	-	-	-	-	-
	80 B5	200	244	311	362	411	-	-
	80 B14	120	-	-	-	-	-	-
	90 B5	200	244	311	362	411	-	-
	90 B14	140	-	-	-	-	-	-
	100-112 B5	250	244	311	362	411	-	-
	100-112 B14	160	-	-	-	-	-	-
	132 B5	300	-	311	362	411	495	533
	132 B14	200	-	-	-	-	-	-
	160 B5	350	-	-	405	469	504	542
	180 B5	350	-	-	405	469	504	542
	200 B5	400	-	-	-	474	509	547
	225 B5	450	-	-	-	-	550.25	588.25
	250 B5	550	-	-	-	-	550.25	588.25
280 B5	550	-	-	-	-	550.25	588.25	

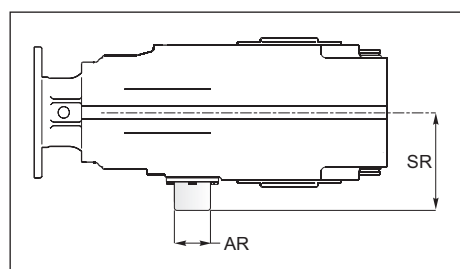
Le dimensioni K si riferiscono alle combinazioni albero/flangia B5 e B14, standard. Per le dimensioni relative a combinazioni albero/flangia arichiesta, contattare il ns. servizio tecnico.

The K dimensions refer to the standard B5 and B14 shaft/flange combinations. As far as the dimensions of shaft/flange combinations on request are concerned, please contact our technical department.

Die Maße K beziehen sich auf die Kombinationen Welle/Flansch B5 und B14 Standard. Hinsichtlich der Maße von Kombinationen Welle/Flansch auf Anfrage wenden Sie sich bitte an unseren technischen Kundendienst.



Particolare corpo in versione flangiata / Detail of the flanged gearcase Detail des géhäuses mit abtriebsflansch				
OM	af	a2f	bf	tf
80	175	125	64	M10
100	230	159	73	M12
125	300	210	88	M14
140	390	270	130	M18
160	-	-	-	-
180	-	-	-	-



Antiretro / Backstop Device / Rücklaufsperre		
	AR	SR
80	50	72
100	55	93,5
125	60	110
140	80	124,5
160	*	
180	*	

\*Contattare il ns. servizio tecnico / Contact our technical dept / Wenden Sie sich an unseren technischen Service



1.8 Dimensioni

1.8 Dimensions

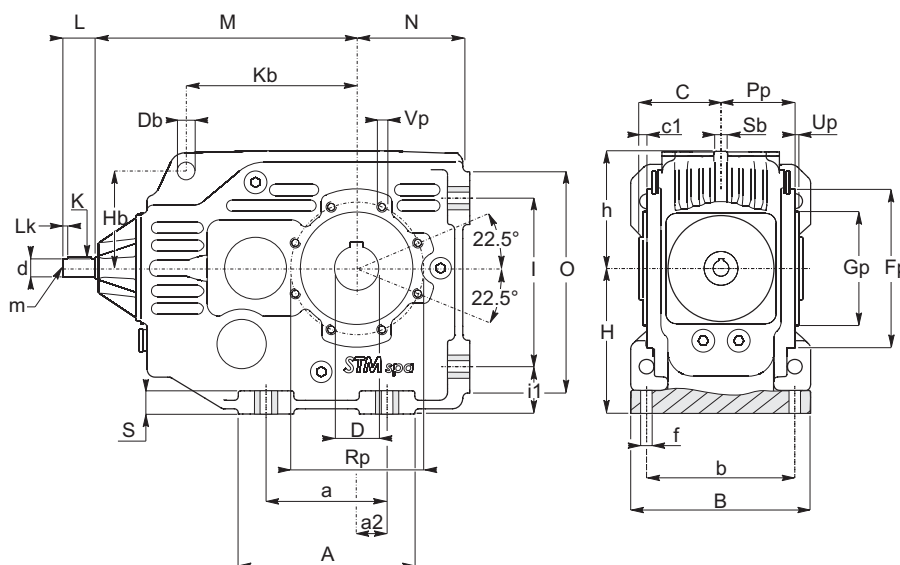

1.8 Abmessungen

Dimensioni riduttori  
Dimensions gearboxes  
Abmessungen Getriebes

# OR 80-100-125-140-160-180

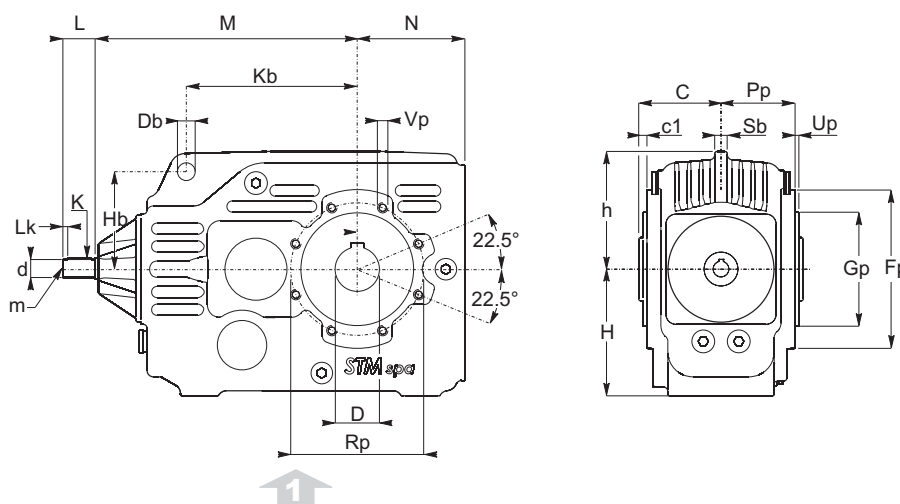

## ORP

80-100  
125-140  
160-180



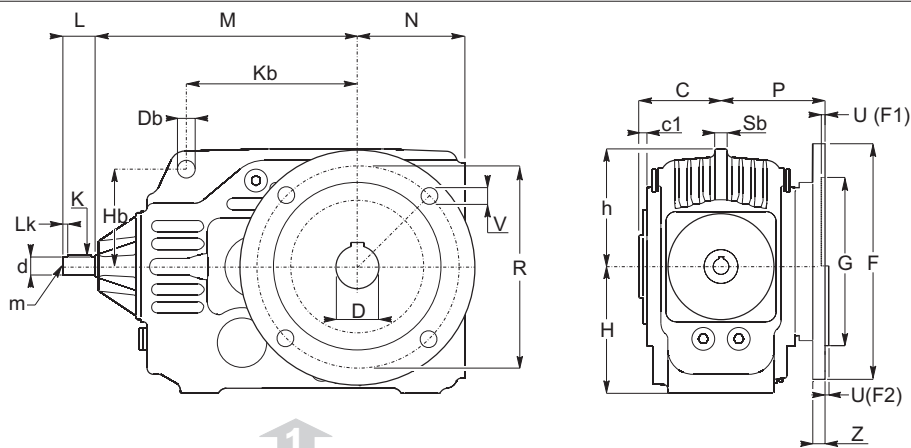
## ORF

80-100  
125-140  
160-180



## ORF F1-F2

80-100  
125-140  
160-180



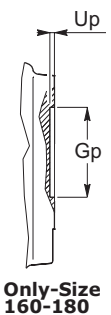


1.8 Dimensioni

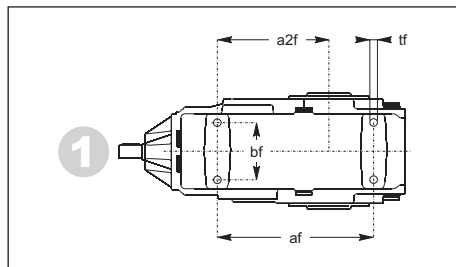
1.8 Dimensions

1.8 Abmessungen

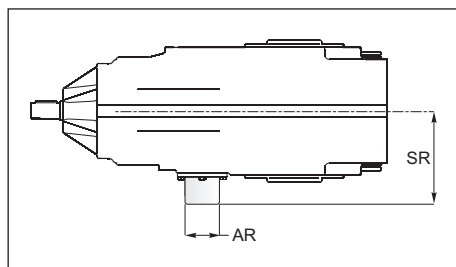
OM	a	A	a2	b	B	C	c1	D H7	f	h	H		i1	I	N		O	S	Db	Kb	Hb	Sb
											OM F	OM P			OM F	OM P						
80	*					65	6,5	32 (30) (35)	*	93	100	*		85,5	*				13	135	77	10
100	120	175	30	140	170	77,5	7,0	45 (40) (50)	14	113	120	140	45	160	105,5	112	210	22	13	170	95	13
125	150	215	40	165	200	90	9,0	55 (50) (60)	18	140	145	180	55	200	140,5	132	265	25	16	215	118	15
140	270	325	90	210	260	110	6,5	70 (60)	22	182	190	212	62	260	175,5	160	315	26	26	275	150	18
160	315	378	110	240	290	151	6	90	22	198	190	245	55	295	193	200	355	30	26	290	155	18
180	355	425	125	270	330	170	5	100	26	209	206	275	75	325	208	225	395	35	32	320	155	25

OM	Gp	Fp	Pp	Rp	Up	Vp		F		G F8	P	R	U	V	Z
								F1							
80	90 - g6	125	58,5	105	3	M8		F1	200	130	100	165	4,5	N°4 ø11	11
100	110 - g6	150	70,5	125	3	M8		F1	250	180	125	215	5	N°4 ø13	14
								F1	300	230	150	265	5	N°4 ø15	16
125	135 - g6	180	81,0	150	3	M10		F2	350	250 (g6)	150	300	5	N°4 ø18	18
140	170 - g6	230	103,5	200	4	M12		F1	350	250	180	300	6	N°4 ø17	25
								F1	400	300	183,5	350	5	N°8 ø 18	18
160	180 - H7	280	145	225	7	M 16		F2	450	350	183,5	400	5	N°8 ø 18	25
								F3	350	250	180	300	6	N°4 ø17	25
180	200 - H7	302	165	250	7	M 18		F1	550	450	221	500	5	N°8 ø 18	25

OR	d	m	M	K	Lk	L
80	19 j6	M6	210	6x6x30	5	40
100	24 j6	M8	260	8x7x40	5	50
125	28 j6	M8	317	8x7x50	5	60
140	38 k6	M10	400	10x8x70	5	80
160	*					
180	*					



Particolare corpo in versione flangiata / Detail of the flanged gearcase Detail des gehäuses mit abtriebsflansch				
OM	af	a2f	bf	tf
80	175	125	64	M10
100	230	159	73	M12
125	300	210	88	M14
140	390	270	130	M18
160	-	-	-	-
180	-	-	-	-



Antiretro / Backstop Device / Rücklaufsperr		
	AR	SR
80	50	72
100	55	93,5
125	60	110
140	80	124,5
160	*	
180	*	

\*Contattare il ns. servizio tecnico / Contact our technical dept / Wenden Sie sich an unseren technischen Service



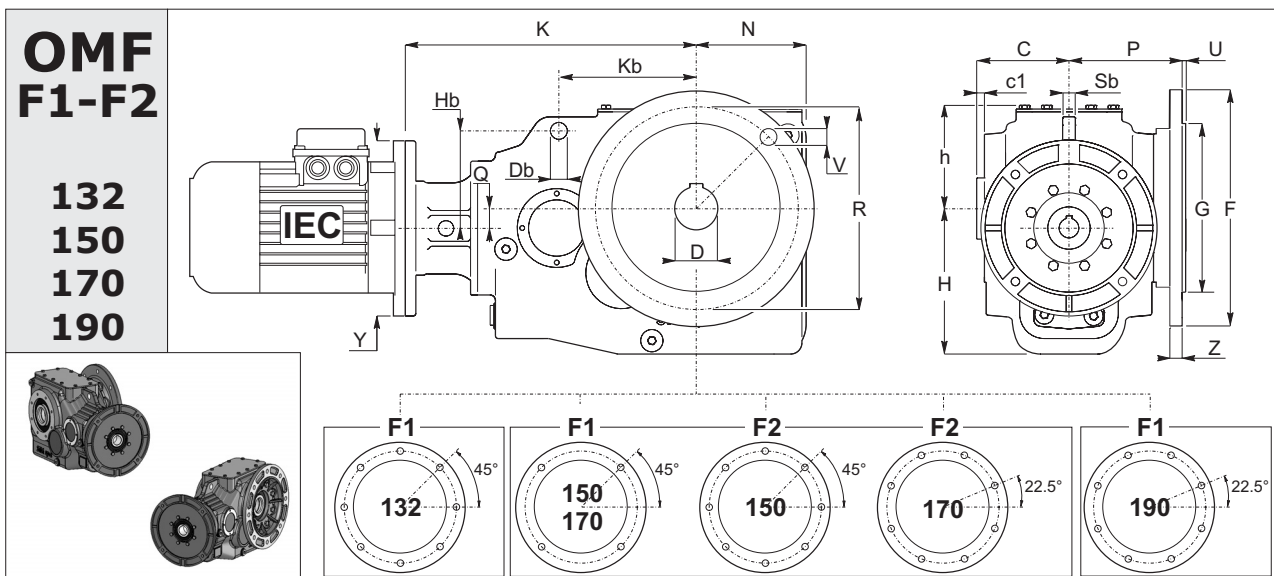
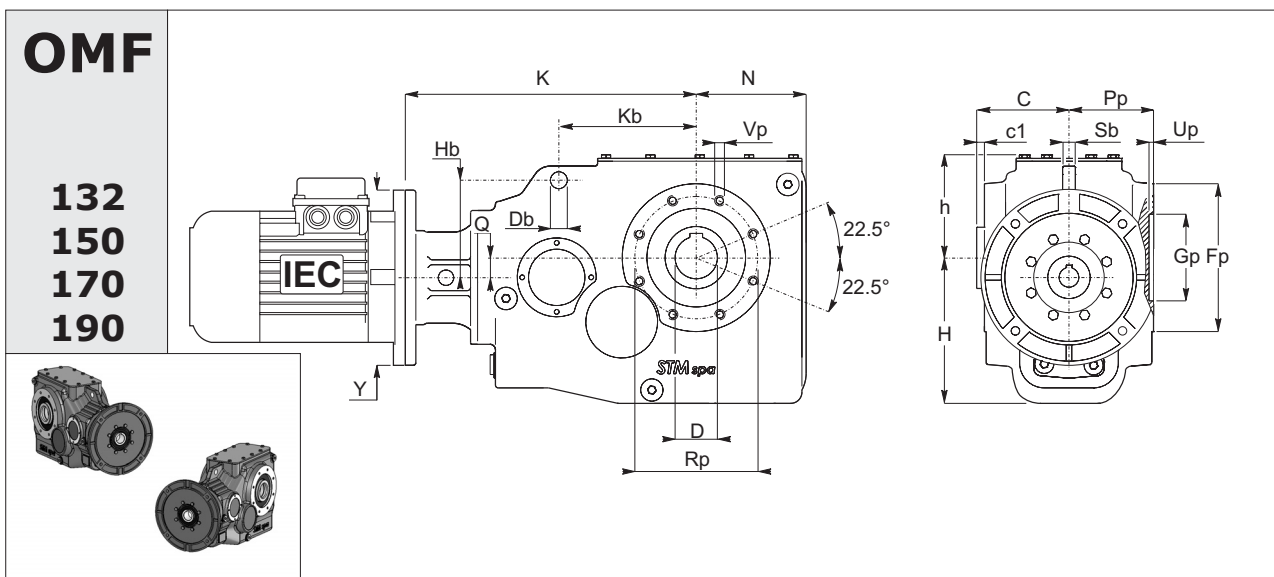
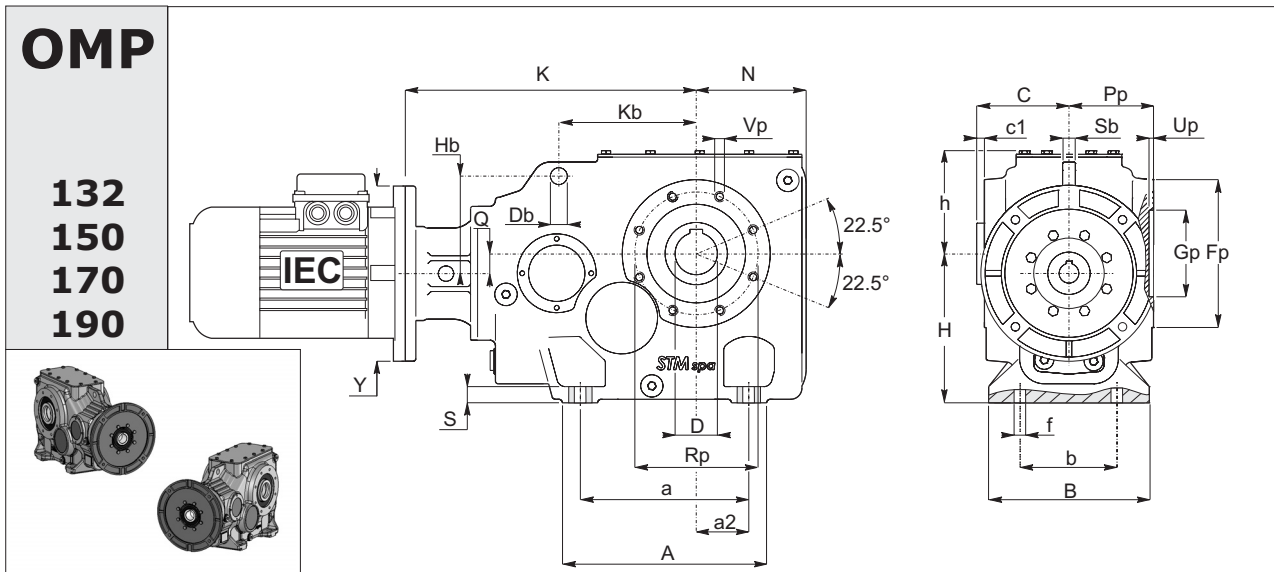
1.8 Dimensioni

1.8 Dimensions

1.8 Abmessungen

Dimensioni riduttori  
Dimensions gearboxes  
Abmessungen Getriebes

# OM 132-150-170-190





1.8 Dimensioni

1.8 Dimensions

1.8 Abmessungen

OM	a	A	a2	b	B	C	c1	D H7	f	h	H		N	Q	S	Db	Kb	Hb	Sb
											OMP	OMF							
132	240	290	75	190	228	121	1	60 (70)	22	147	212	207	156	28	23	24	195	138	18
150	270	325	90	210	255	137	4.5	70 (80)	22	170	245	240	183	30	27	26	220	155	22
170	315	375	110	240	280	151	6	90	22	188	275	270	210	35	30	32	240	175	25
190	355	425	125	270	320	170	5	100	26	208.5	315	308	236	38	35	38	276	155	30

OM	Gp H7	Fp	Pp	Rp	Up	Vp	F		G g6	P	R	U	V	Z
							F1	F2						
132	140	210	120	175	7	N° 8 M12 x 24	F1	350	250	160	300	5	N° 8 φ 18	17
150	160	240	132.5	200	7	N° 8 M14 x 28	F1	400	300	174.5	350	5	N° 4 φ 18	18
							F2	450	350	174.5	400	5	N° 8 φ 19	18
170	180	275	145	225	7	N° 8 M16 x 32	F1	400	300	183.5	350	5	N° 4 φ 18	18
							F2	450	350	183.5	400	5	N° 8 φ 18	25
190	200	310	165	250	7	N° 8 M18 x 36	F1	550	450	221	500	5	N° 8 φ 19	25

OM	IEC B5	132		150		170		190	
		Y	K	Y	K	Y	K	Y	K
		90	200	413	-	-	-	-	-
100-112	250	413	250	455	250	484.5	-	-	
132	300	413	300	453	300	482.5	300	527.4	
160-180	350	456	350	512	350	562.5	350	586.4	
200	-	-	400	517	400	567.6	400	591.4	
225	-	-	-	-	450	576.5	450	632.4	
250	-	-	-	-	-	-	550	632.4	

Le dimensioni K si riferiscono alle combinazioni albero/flangia B5 e B14, standard. Per le dimensioni relative a combinazioni albero/flangia arichiesta, contattare il ns. servizio tecnico.

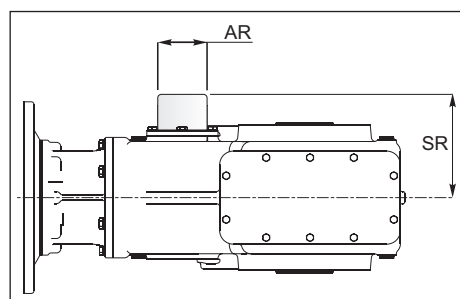
The K dimensions refer to the standard B5 and B14 shaft/flange combinations. As far as the dimensions of shaft/flange combinations on request are concerned, please contact our technical department.

Die Maße K beziehen sich auf die Kombinationen Welle/Flansch B5 und B14 Standard. Hinsichtlich der Maße von Kombinationen Welle/Flansch auf Anfrage wenden Sie sich bitte an unseren technischen Kundendienst.

Antiretro:

backstop device:

Rücklaufperre:



	AR	SR
132	80	155
150	90	178.5
170	100	181.75
190	110	199



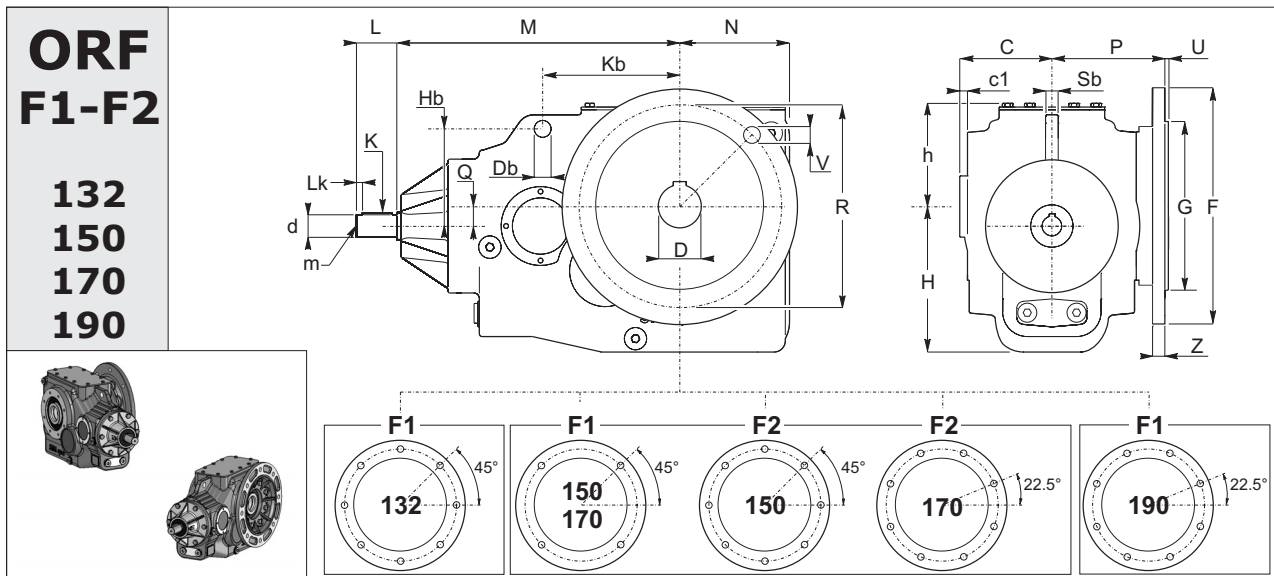
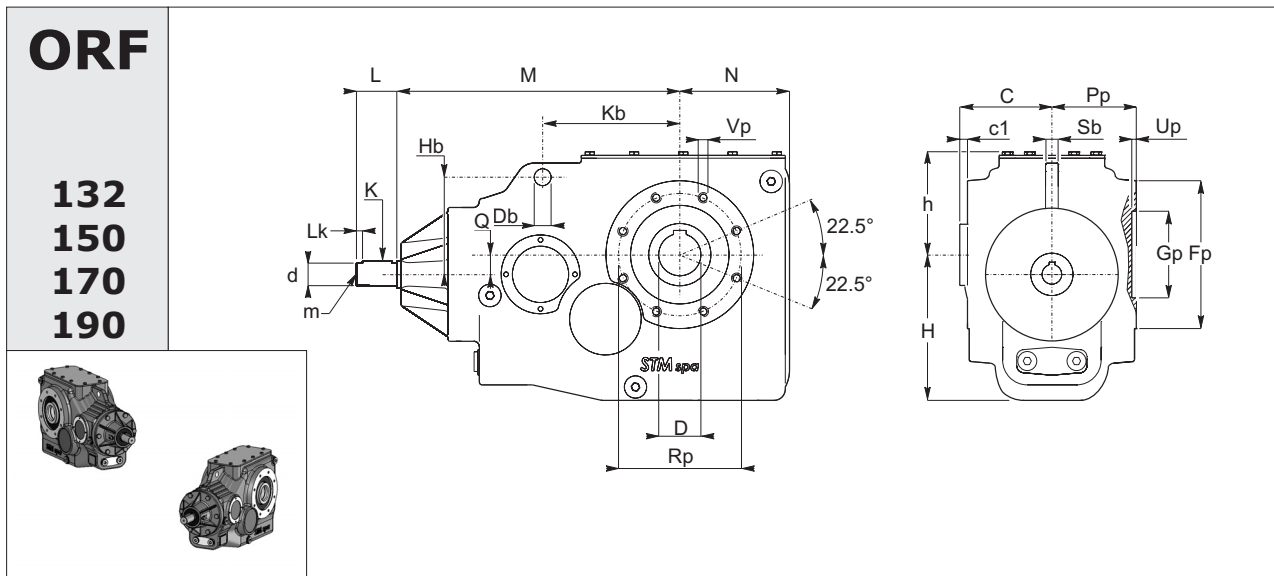
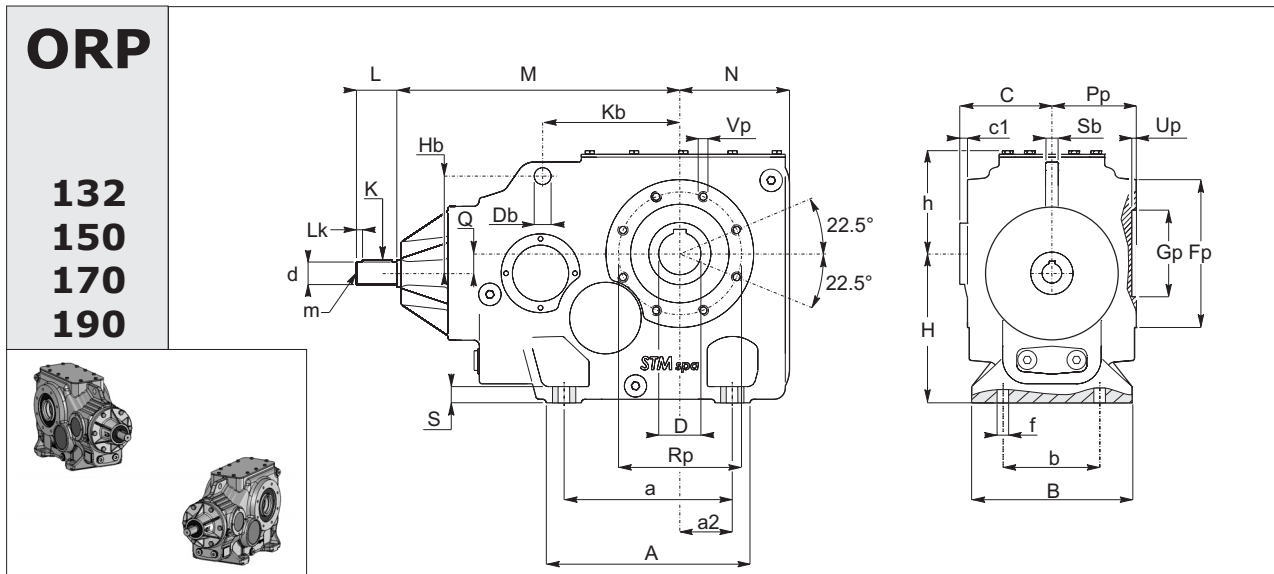
1.8 Dimensioni

1.8 Dimensions

1.8 Abmessungen

Dimensioni riduttori  
Dimensions gearboxes  
Abmessungen Getriebes

# OR 132-150-170-190







1.8 Dimensioni

1.8 Dimensions

1.8 Abmessungen

OR	a	A	a2	b	B	C	c1	D H7	f	h	H		N	Q	S	Db	Kb	Hb	Sb
											ORP	ORF							
132	240	290	75	190	228	121	1	60 (70)	22	147	212	207	156	28	23	24	195	138	18
150	270	325	90	210	255	137	4.5	70 (80)	22	170	245	240	183	30	27	26	220	155	22
170	315	375	110	240	280	151	6	90	22	188	275	270	210	35	30	32	240	175	25
190	355	425	125	270	320	170	5	100	26	208.5	315	308	236	38	35	38	276	155	30

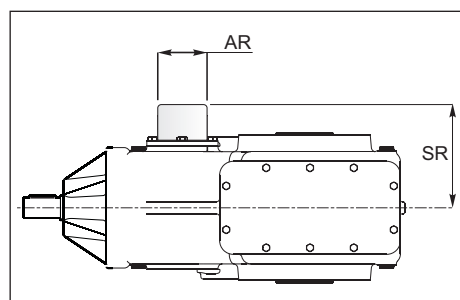
OR	Gp H7	Fp	Pp	Rp	Up	Vp	F		G g6	P	R	U	V	Z
							F1	F2						
132	140	210	120	175	7	N° 8 M12 x 24	F1	350	250	160	300	5	N° 8 φ 18	17
150	160	240	132.5	200	7	N° 8 M14 x 28	F1	400	300	174.5	350	5	N° 4 φ 18	18
							F2	450	350	174.5	400	5	N° 8 φ 19	18
170	180	275	145	225	7	N° 8 M16 x 32	F1	400	300	183.5	350	5	N° 4 φ 18	18
							F2	450	350	183.5	400	5	N° 8 φ 18	25
190	200	310	165	250	7	N° 8 M18 x 36	F1	550	450	221	500	5	N° 8 φ 19	25

OR	d j6	m	M	K	Lk	L
132	32	M10	390	10x8x50	5	60
150	42	M12	445	12x8x70	5	80
170	50	M12	495	14x9x90	5	100
190	60	M16	550	18x11x100	10	120

Antiretro:

backstop device:

Rücklaufsperre:



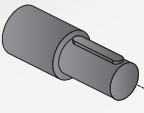

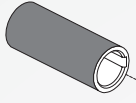
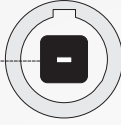
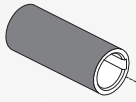

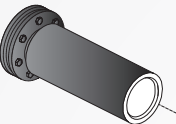
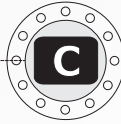
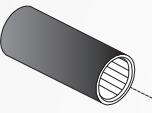

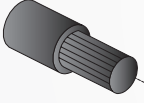

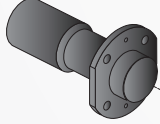

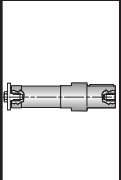
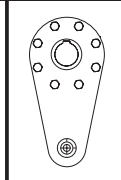
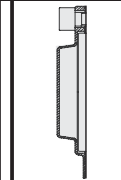


	AR	SR
132	80	155
150	90	178.5
170	100	181.75
190	110	199



**Pagina bianca  
Leerseite  
Blank page**



**ESTREMITA USCITA - Accessori - Opzioni**  
**OUTPUT CONFIGURATIONS - Accessories - Options**  
**ENDEN DER AUSGANGSWELLEN - Zubehör - Optionen**

		<b>Output shaft</b>	<b>C60</b>			
		<b>Hollow shaft</b>	<b>C61</b>			
		<b>Quick Locking</b>	<b>C64</b>			
		<b>Hollow output shaft with shrink disc</b>	<b>C66</b>			
		<b>Splined hollow shaft</b>	<b>C69</b>			
		<b>Splined output shaft without broached flange</b>	<b>C70</b>			
		<b>Splined output shaft and broached flange</b>	<b>C72</b>			
					<b>OPT - ACC. - Accessories - Options</b>	<b>C74</b>

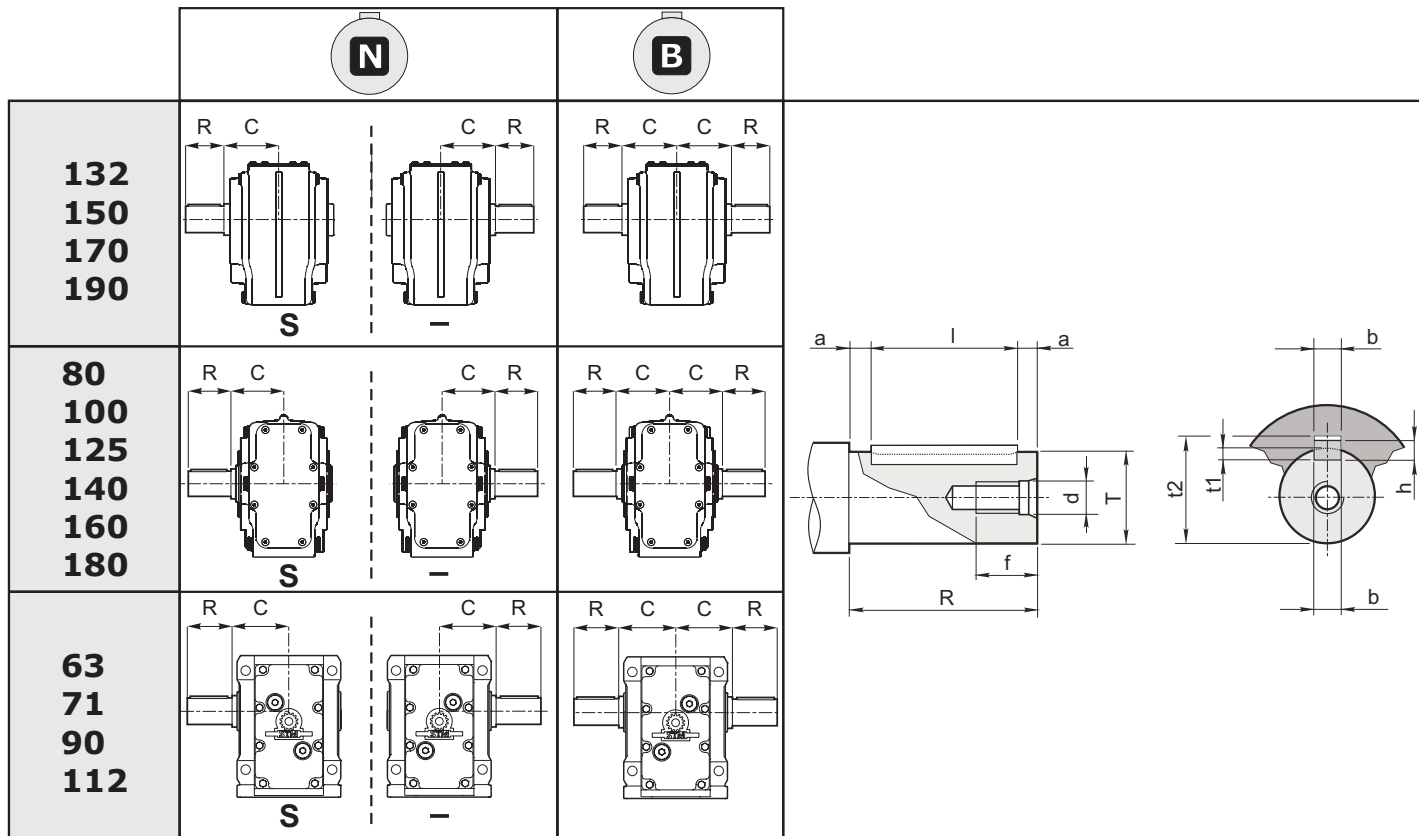




1.8.1 - ALBERI LENTI

1.8.1 - OUTPUT SHAFT

1.8.1 - ABTRIEBSWELLEN



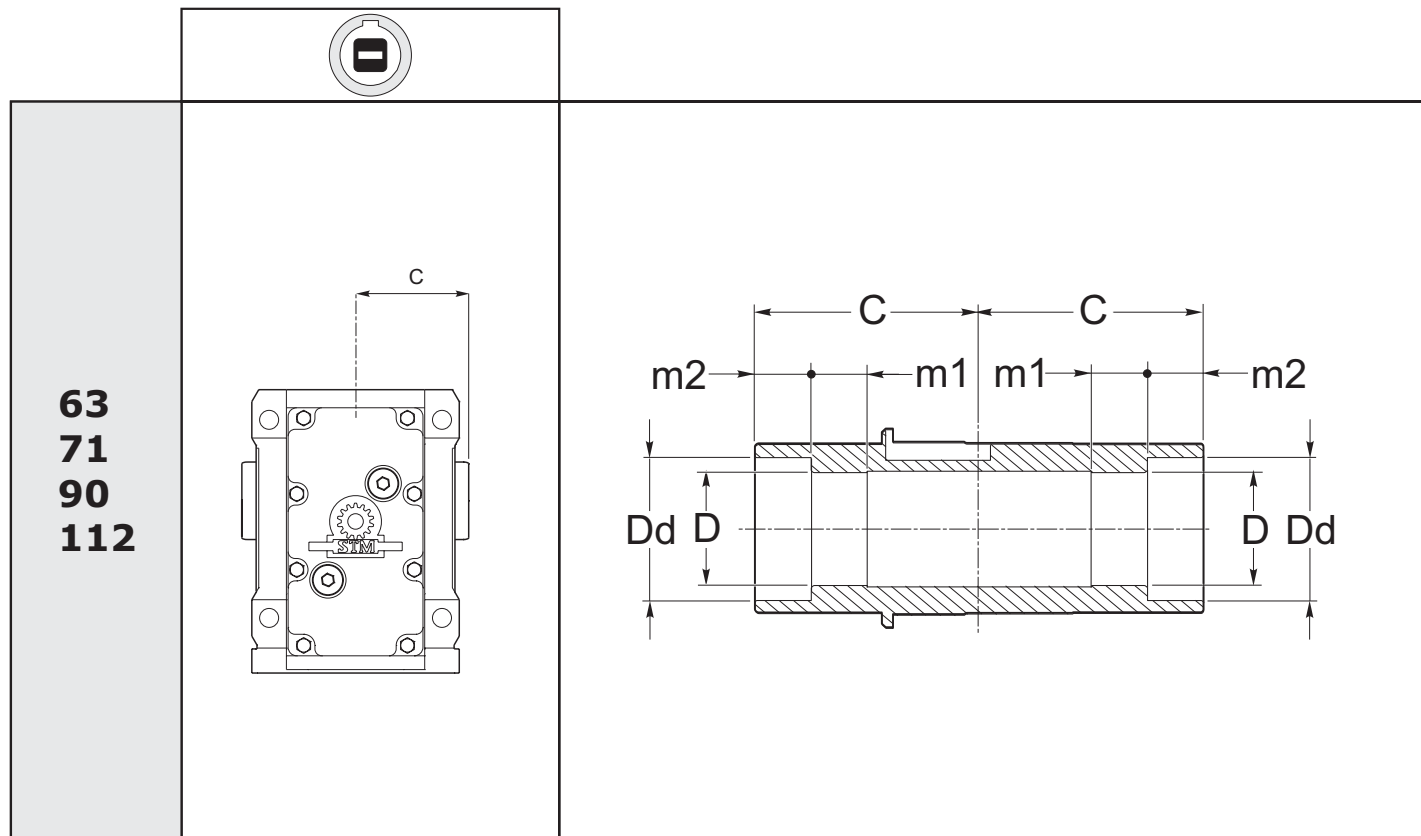
	Ø Albero Ø Shaft Ø Welle		Foro fil. testa Tapped hole Gewindebohrung Kopf		Cava Keyway Nut			Estremità d'albero Shaft end Wellenende		Linguetta Key Federkeil
	T	C	d	f	b	t1	t2	R	a	bxhxl
63	30 g6	60	M 10	25	8	4	33.3	60	5	8X7X50
71	35 g6	75	M 10	25	10	5	38.3	70	5	10x8x60
80	32 k6	71	M8	22	10	5	35.3	60	5	10x8x50
90	40 g6	90	M 10	25	12	5	43.3	80	5	12x8x70
100	45 g6	77.5	M 10	25	14	5.5	48.8	90	5	14x9x80
112	50 g6	105 - N 106 - B	M 12	32	14	5.5	53.8	100	5	14x9x90
125	55 g6	90	M 12	32	16	6	59.3	110	5	16x10x100
132	60 m6	121	M 12	35	18	7	64.4	112	6	18x11x100
	70 m6		M 16	39	20	7.5	74.9	125	7.5	20x12x110
140	70 m6	122	M16	39	20	7.5	74.9	125	7.5	20x12x110
150	70 m6	137	M 16	39	20	7.5	74.9	125	7.5	20x12x110
	80 m6		M 16	39	22	9	85.4	140	7.5	22x14x125
160 170	90 m6	151	M 16	39	25	9	95.4	160	10	25x14x140
180 190	100 m6	170	M 20	46	28	10	106.4	180	10	28x16x160



1.8.1 - ALBERI LENTI

1.8.1 - OUTPUT SHAFT

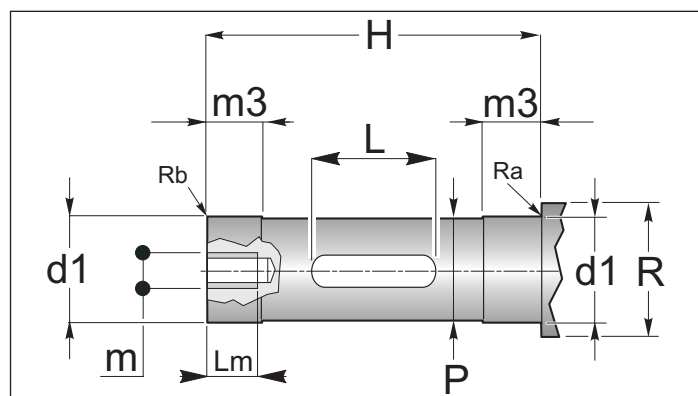
1.8.1 - ABTRIEBSWELLEN

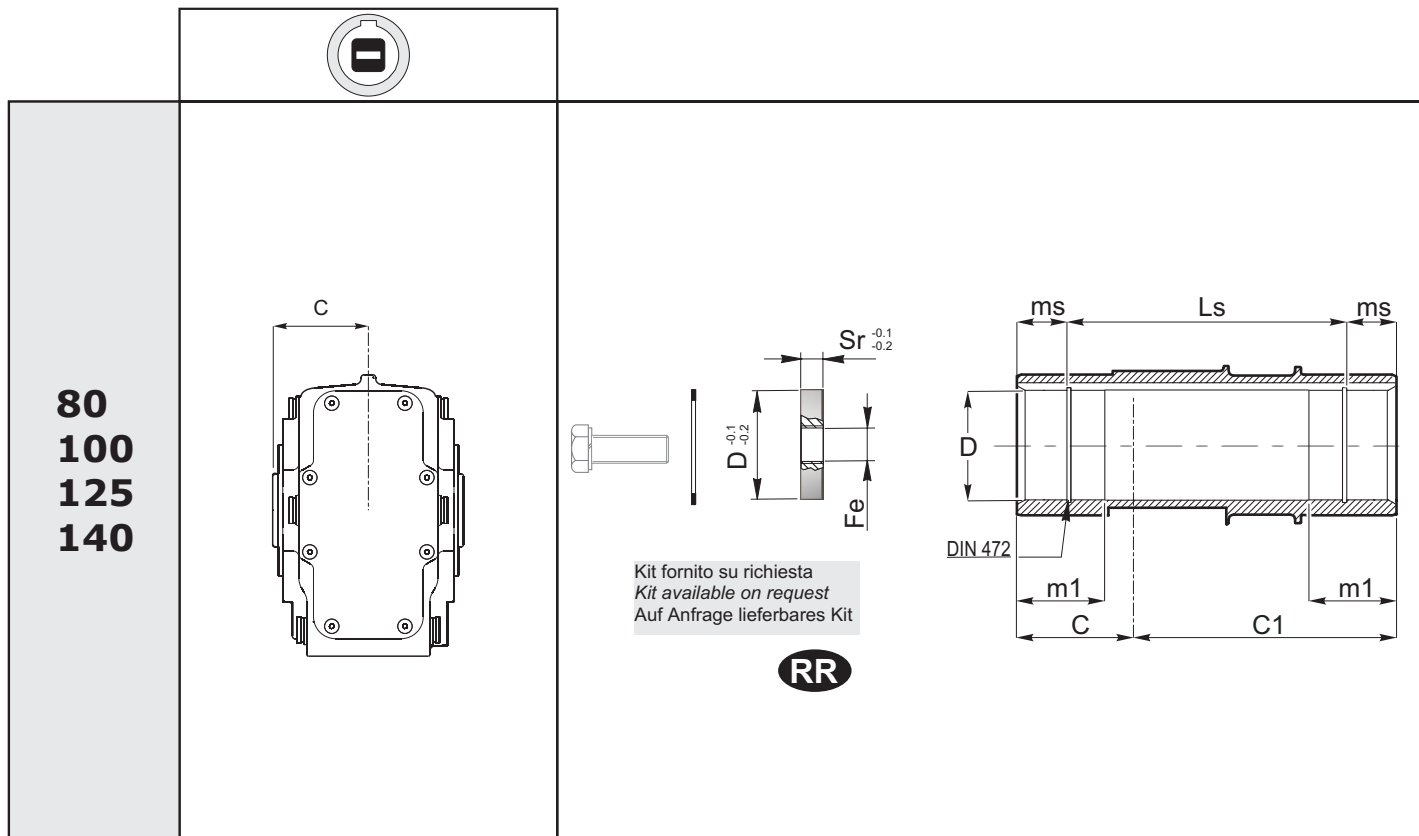


	63	71	90	112
<b>C</b>	60	75	90	105
<b>D</b>	30	35	40	50
<b>H7</b>	(25) (28)	(30) (32)	(42) (45) (48)	(55)
<b>m1</b>	15	30	35	35
<b>m2</b>	15	15	20	25
<b>Dd</b>	38	43	55	61

Perno macchina / Customer shaft / Maschinachse

	d1 h6	m3	Lm	m	H	L min	P	R	Ra	Rb
<b>63</b>	30 (25) (28)	20	25 (25) (25)	M 10 (M 8) (M 10)	88	50	29.8 (24.8) (27.8)	36		
<b>71</b>	35 (30) (32)	35	25	M 10	118	60	34.8 (29.8) (31.8)	42.5		
<b>90</b>	40 (42) (45) (48)	40	25	M 10	138	90	39.8 (41.8) (44.8) (47.8)	54.5		
<b>112</b>	50 (55)	35	32	M 12	158	110	49.8 (54.8)	60		

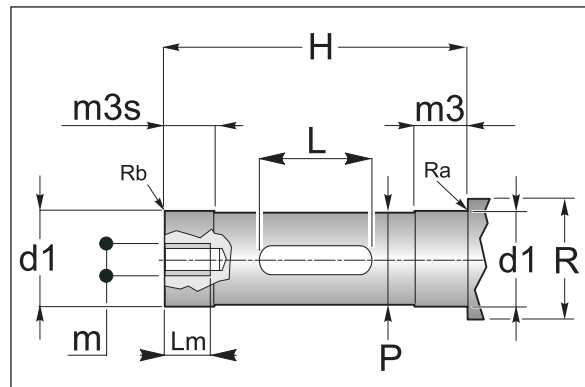




	80	100	125	140
C	65	77,5	90	110
D H7	32 (30) (35)	45 (40) (50)	55 (50) (60)	70 (60)
m1	35	42.5	55	60
ms	15	15	17.5	17.5
Ls	100	125	145	185

Perno macchina / Customer shaft / Maschinachse

	d1 h6	m3	m3s	Lm	m	H	L min	P	R	Ra	Rb	Sr	Fe
80	32 (30) (35)	30	30	25	M10	119	70	31.8 (29.8) (34.8)	42 (40) (45)			-	-
100	45 (50) (40)	45	15	25 (32) (25)	M 10 (M 12) (M 10)	125	80	44.8 (49.8) (39.8)	55 (60) (50)			10	M14
125	55 (60) (50)	60	20	32	M 12	142	110	54.8 (59.8) (49.8)	65 (70) (60)			15	M14
140	70 (60)	40	40	40 (35)	M20 (M12)	198	150	69.8 (59.8)	80 (70)			-	-

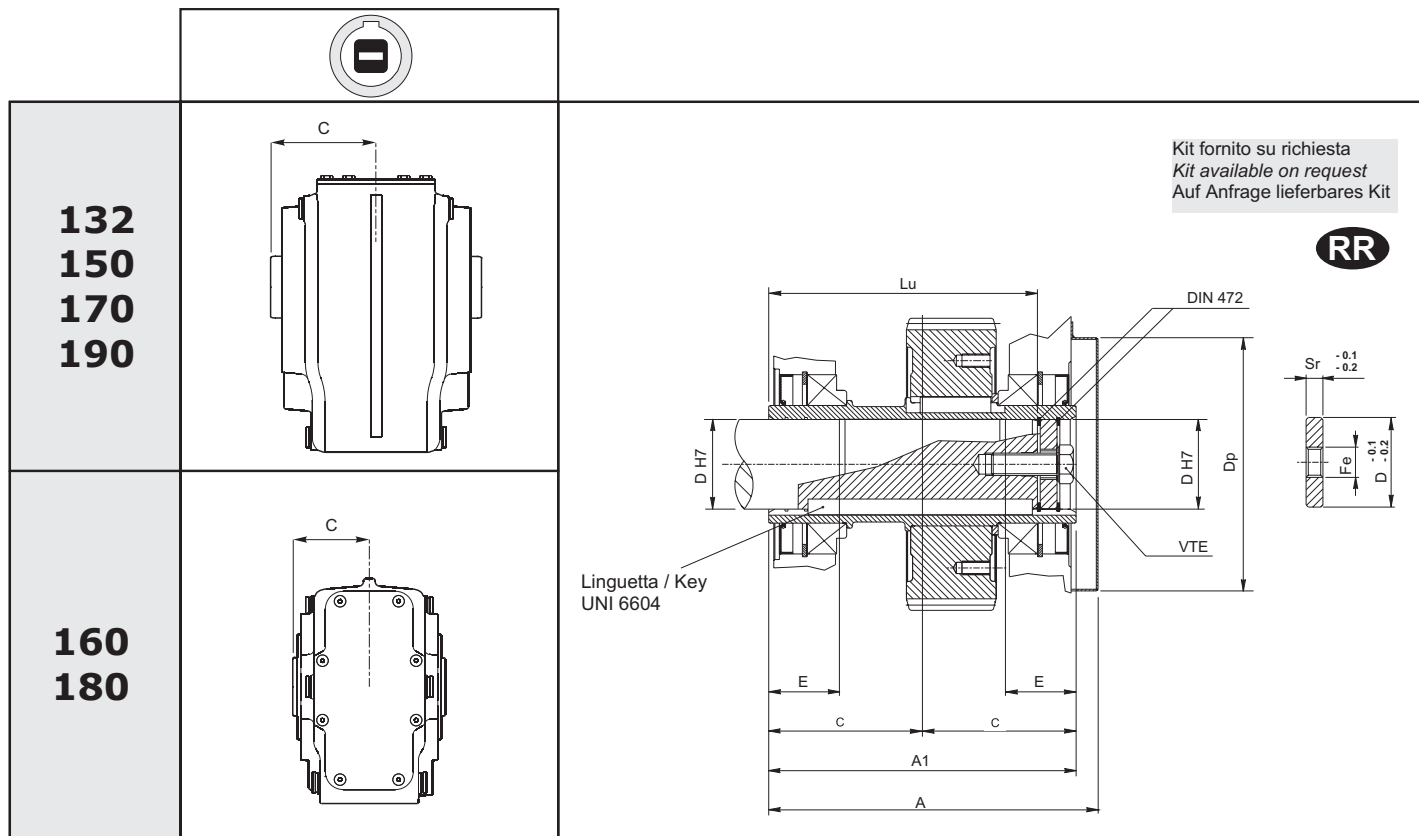




1.8.1 - ALBERI LENTI

1.8.1 - OUTPUT SHAFT

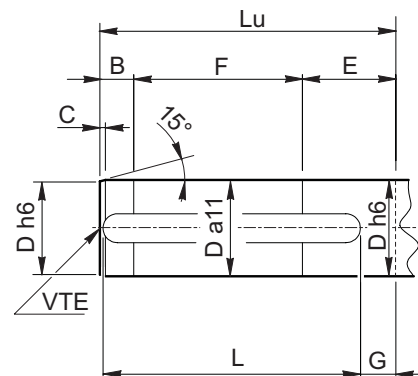
1.8.1 - ABTRIEBSWELLEN

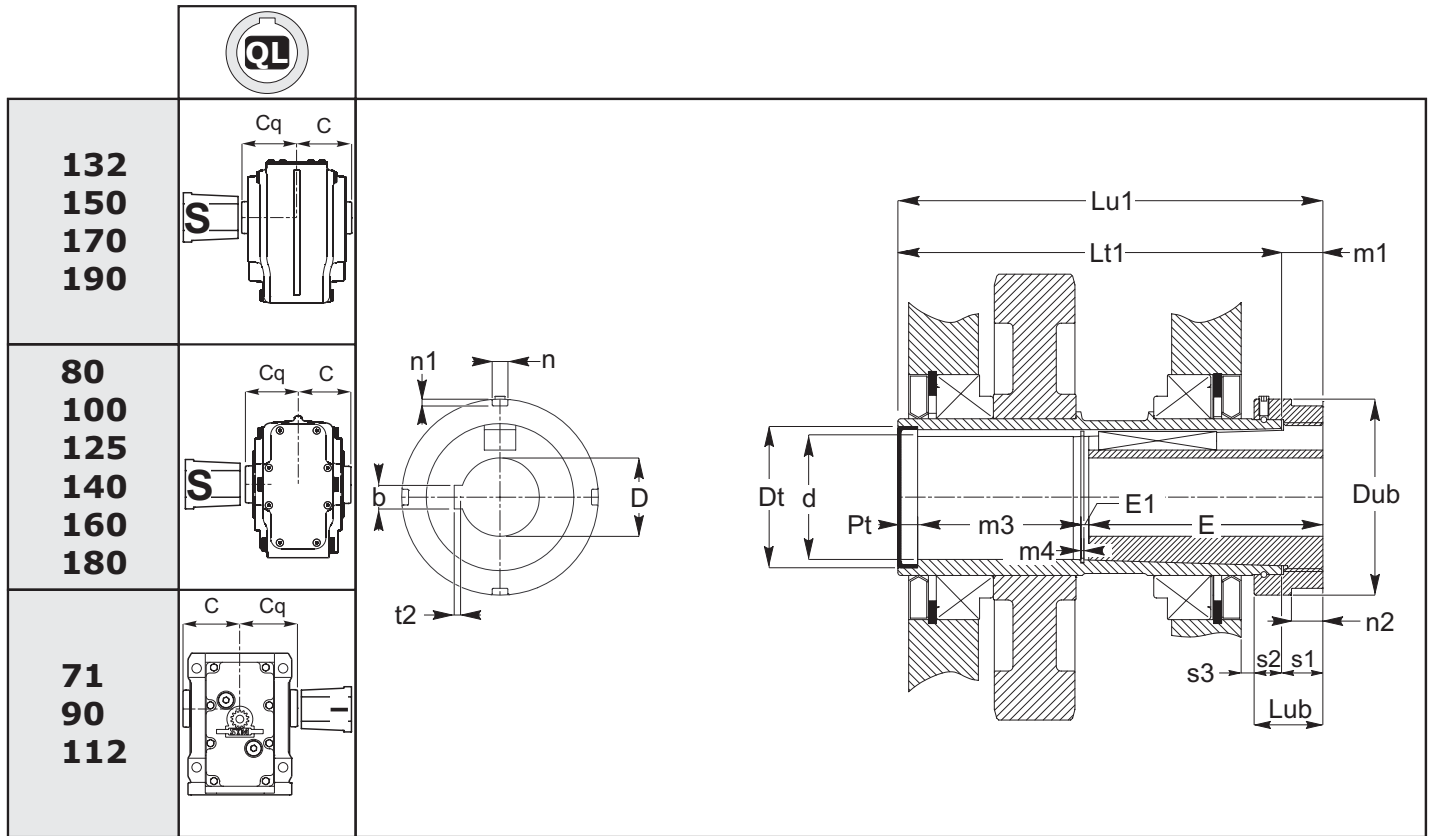


	132	150	160-170	180-190
A	269	302	332	379
A1	242	274	302	340
C	121	137	151	170
D	60 (70)	70 (80)	90	100
Dp	183	226	226	260
E	56	63	70	80
Lu	207.5	239.5	261	299
Sr	15	15	18	18
Fe	M27	M27	M30	M30
VTE	M20x60	M20x60	M24x75	M24x75

Albero Macchina / Machine shaft / Machine Shaft

	B	C	D	E	F	G	L	Lu	VTE
132	26.5	4	60 (70)	61	120	25	180	207.5	M20
150	33.5	4.5	70 (80)	68	138	36	200	239.5	M20
160 170	36	5	90	77	148	37	220	261	M24
180 190	44	5.5	100	85	170	43	250	299	M24



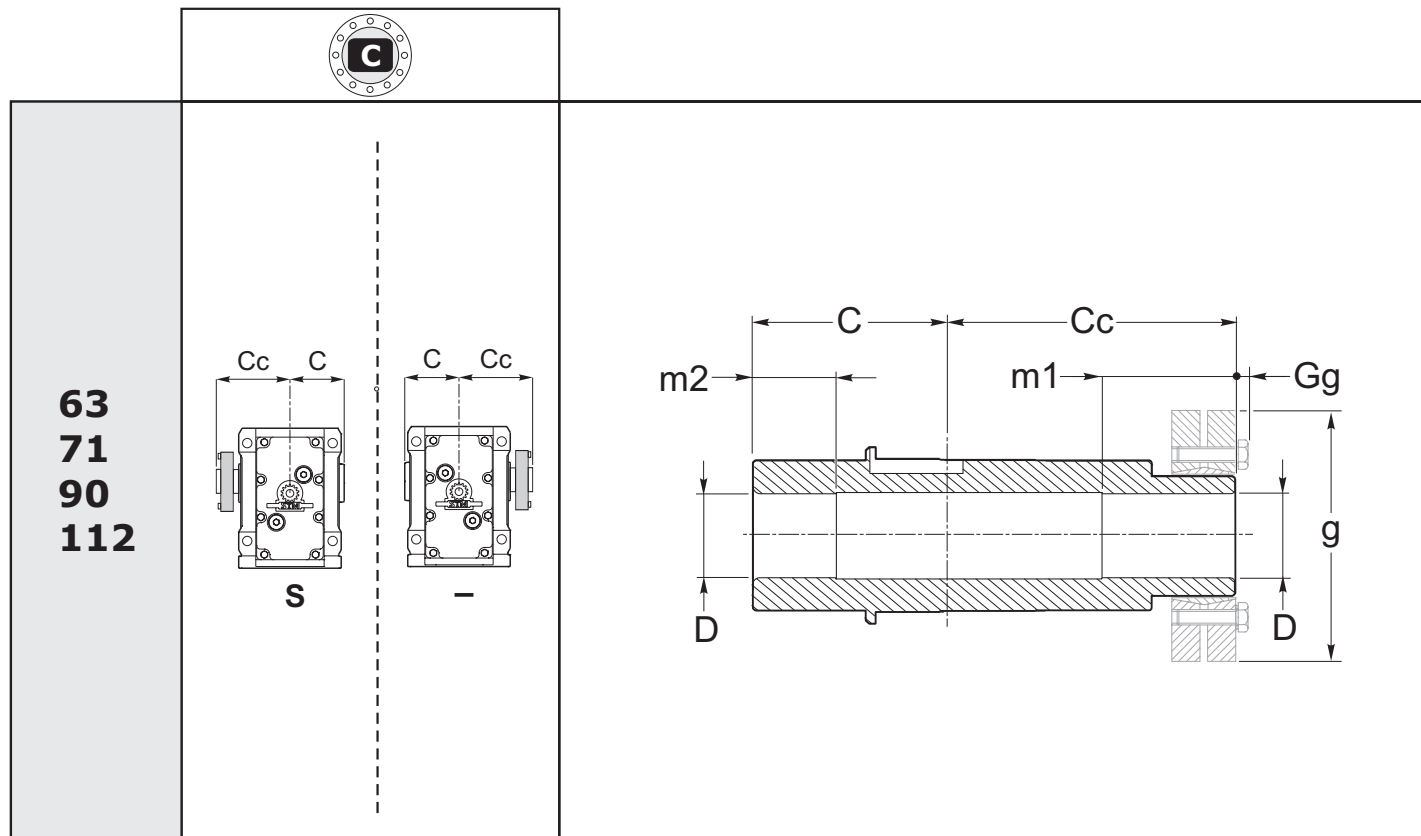


	71	80	90	100	112	125	132	140	150	160-170	180-190
C	75	65	90	77,5	105	90	121	110	137	151	170
Cq	111	101	126	113,5	141	126	157	146	173	187	206
d	35.2	35.2	49.2	49.2	54.2	60.2	70.2	69.2	80.2	90.2	100.2
dt	47	47	62	62	65	72	85	85	100	110	120
Dub	70	70	85	85	90	100	105	115	120	135	145
E	91	91	121	121	131	131	141	141	161	181	201
E1	3.5	3.5	3.5	3.5	3.5	3.5	4.2	4.2	4.2	4.2	5.2
Lt1	165	145	195	170	225	195	257	235	289	317	355
Lu1	186	166	216	191	246	216	278	256	310	338	376
Lub	35	35	35	35	35	35	35	35	35	35	35
m1	21	21	21	21	21	21	21	21	21	21	21
m3	84.5	64.5	83.5	58.5	101.5	71.5	120.8	98.8	132.8	140.8	157.8
m4	1.7	1.7	1.7	1.7	1.7	1.7	2.2	2.2	2.2	2.2	2.7
n2	15	15	15.5	15.5	15.5	16	16	16	17	17	17
s1	21	21	21	21	21	21	21	21	21	21	21
s2	14	14	14	14	14	14	14	14	14	14	14
s3	8	4.5	8	5	8.5	6.5	10	6	13	17	15
D	20	20	25	25	30	35	40	40	45	55	70
H7	25	25	30	30	35	40	45	45	50	60	75
	30	30	35	35	40	45	50	50	55	65	80
			40	40	45	50	55	55	60	70	85
			42	42	45	50	60	60	65	75	90
			45	45	50	55	65	65	70	80	
			48	48					75		
n	6	6	7	7	7	8	8	8	10	10	10
n1	2.5	2.5	3	3	3	3.5	3.5	3.5	4	4	4
b											
t2											

UNI 6604



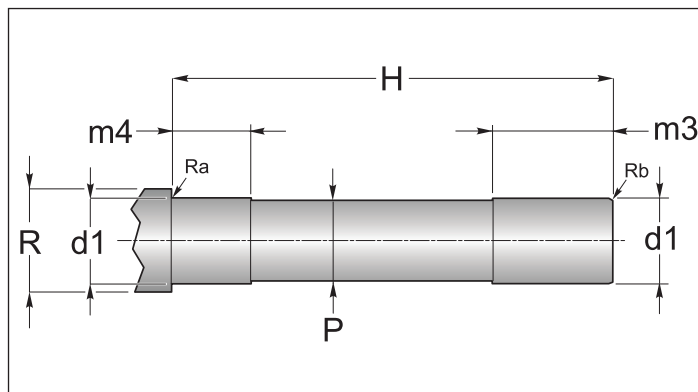




	63	71	90	112
<b>C</b>	60	75	90	105
<b>Cc</b>	85	100	120	140
<b>D</b> H7	30	35	40	50
<b>m1</b>	40	40	50	55
<b>m2</b>	25	25	30	40
<b>g</b>	72	80	90	110
<b>Gg</b>	4	4	6	1

Perno macchina / Customer shaft / Maschinachse

	d1 h6	H	m3	m4	P	R	Ra	Rb
<b>63</b>	30	145	45	30	29.8	36		
<b>71</b>	35	175	45	30	34.8	42.5		
<b>90</b>	40	210	55	35	39.8	54.5		
<b>112</b>	50	245	60	45	49.8	60		

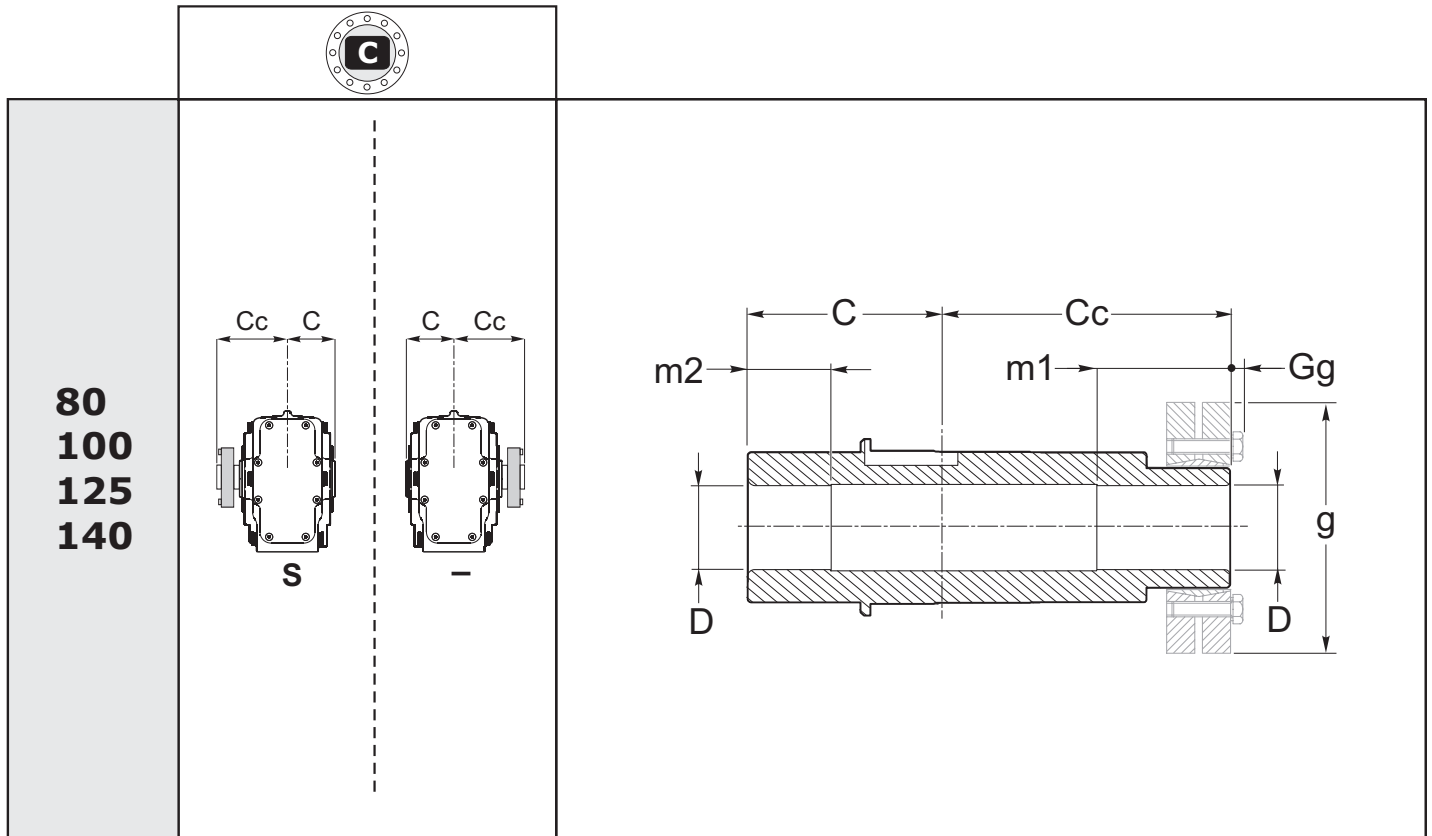




1.8.1 - ALBERI LENTI

1.8.1 - OUTPUT SHAFT

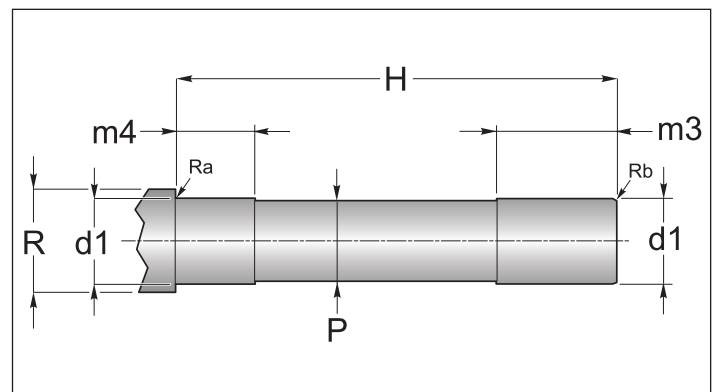
1.8.1 - ABTRIEBSWELLEN

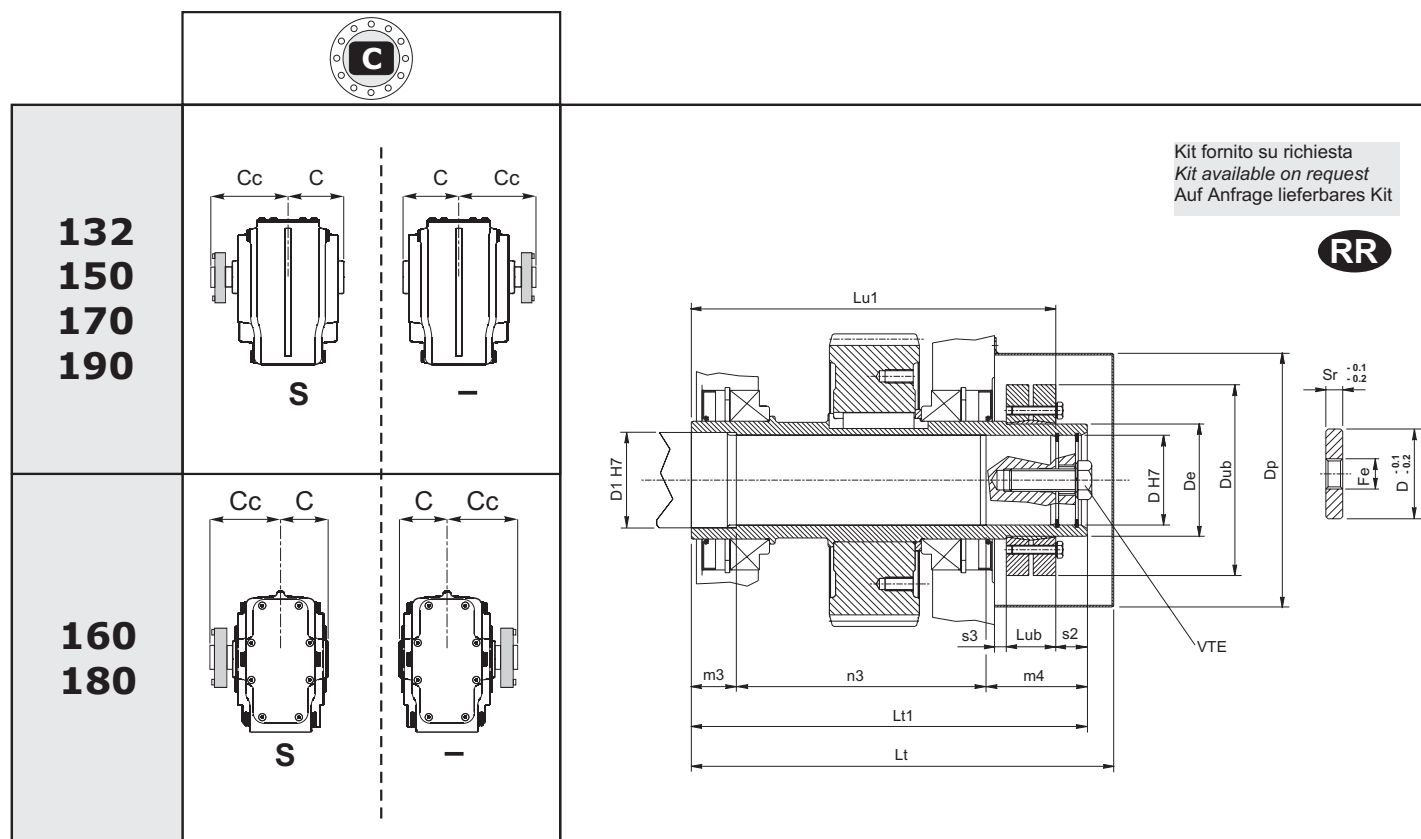


	80	100	125	140
C	65	77,5	90	110
Cc	95	107,5	125	154
D H7	35	45	55	70
m1	40	50	60	70
m2	30	30	50	60
g	80	100	115	155
Gg	-	4	4	-

Perno macchina / Customer shaft / Maschinachse

	d1 h6	H	m3	m4	P	R	Ra	Rb
80	35	160	45	35	34.8	45	0.5	0.5
100	45	190	55	35	44.8	55	0.5	1.0
125	55	215	65	55	54.8	65	0.5	1.0
140	70	264	80	60	69.8	80	0.5	1.0

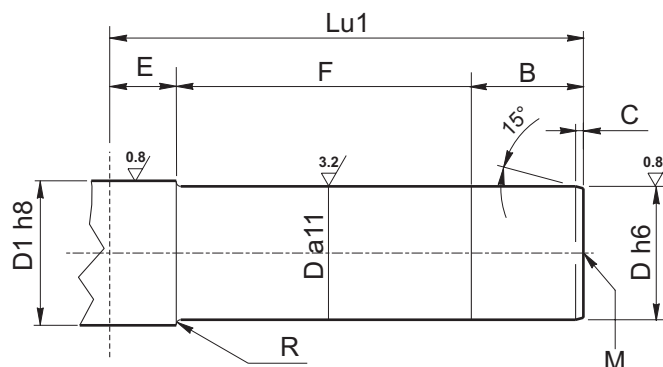


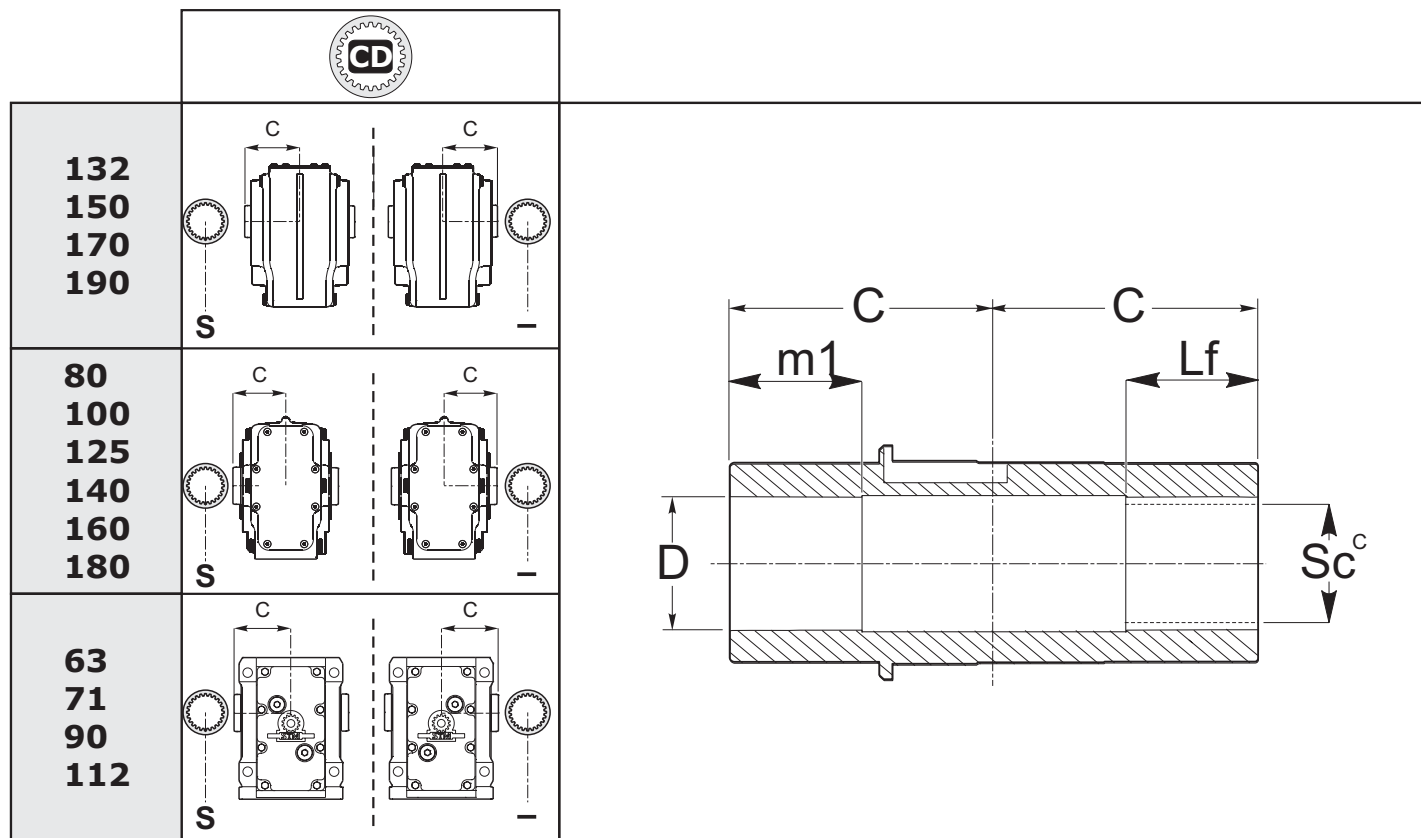


	<b>132</b>		<b>150</b>		<b>160-170</b>		<b>180-190</b>	
Lt	334.5		375.5		405.5		452.5	
Lt1	313		352		397		436	
m3	35		40		45		50	
n3	198		222		252		276	
m4	80		90		100		110	
Lu1	286		324		364		402	
Dp	183		226		226		260	
Dub	145	155	155	170	215	215	215	215
Lub	32.5	39	39	44	54	54	54	54
s2	30	27	30	28	33	33	34	34
C	121		137		151		170	
Cc	192		215		246		266	
D	<b>60</b>	70 (opz)	<b>70</b>	80 (opz)	<b>90</b>	<b>100</b>		
D1	65	75	75	85	95	110		
De	80	90	90	100	120	130		
Sr	15		15		18		18	
Fe	M27		M27		M30		M30	
VTE	M20x60		M20x60		M24x75		M24x75	

Perno macchina / Customer shaft / Maschinachse

	<b>132</b>	<b>150</b>	<b>160 170</b>	<b>180 190</b>
B	58	67	72	81
C	4	4.5	5	5.5
D	<b>60 (70)</b>	<b>70 (80)</b>	90	100
D1	65 (75)	75 (85)	95	110
E	30	32	35	40
F	198	225	257	281
Lu1	286	324	364	402
M	M20	M20	M24	M24
R	2.2	2.5	2.5	3

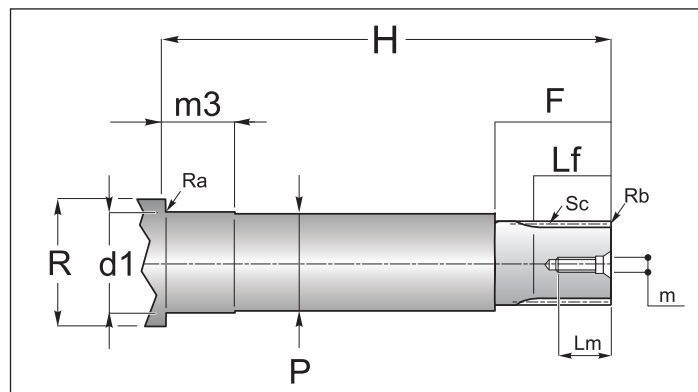




	63	71	80	90	100	112	125	132	140	150	160 170	180 190
<b>C</b>	60	75	65	90	77.5	105	90	121	110	137	151	170
<b>D</b> <b>H7</b>	30	37	37	45	47	55	57	72	72	82	92	102
<b>m1</b>	35	40	40	55	55	60	60	70	70	90	90	110
<b>Lf</b>	35	45	40	55	55	65	60	70	70	90	90	110
<b>Sc</b>	28 x 25 DIN 5482	35 x 31 DIN 5482	35 x 31 DIN 5482	40 x 36 DIN 5482	45 x 41 DIN 5482	50 x 45 DIN 5482	55 x 50 DIN 5482	70 x 64 DIN 5482	70 x 64 DIN 5482	80 x 74 DIN 5482	90 x 84 DIN 5482	100 x 94 DIN 5482

Perno macchina / Customer shaft / Maschinachse

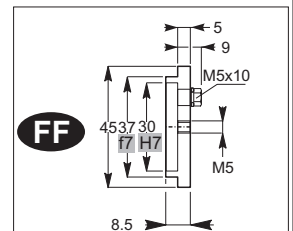
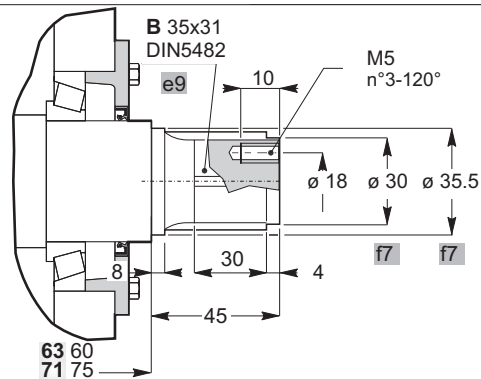
	d1 h6	m 3	H	P	R	R <sub>a</sub>	R <sub>b</sub>	Sc	F	Lf	Lm	m
<b>63</b>	30	30	117	29	40	0.5	1x45°	45	35	20	M8	
<b>71</b>	37	35	147	36	48	0.5	1x45°	50	40	25	M10	
<b>80</b>	37	35	127	36	48	0.5	1x45°	50	40	25	M10	
<b>90</b>	45	50	177	42	55	0.5	1x45°	65	55	25	M10	
<b>100</b>	47	50	155	46	60	1	1.5x45°	65	55	25	M10	
<b>112</b>	55	55	210	52	65	1	1.5x45°	75	65	35	M12	
<b>125</b>	57	55	175	56	75	1	1.5x45°	70	60	35	M12	
<b>132</b>	72	65	238	71	85	2	1.5x45°	80	70	39	M16	
<b>140</b>	72	65	217	71	85	2	1.5x45°	80	70	39	M16	
<b>150</b>	82	85	270	81	100	3	2x45°	100	90	39	M16	
<b>160</b> <b>170</b>	92	85	299	91	115	2	2x45°	100	90	39	M16	
<b>180</b> <b>190</b>	102	105	337	101	125	2	2x45°	120	110	39	M16	





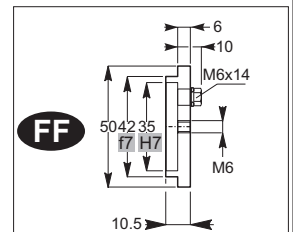
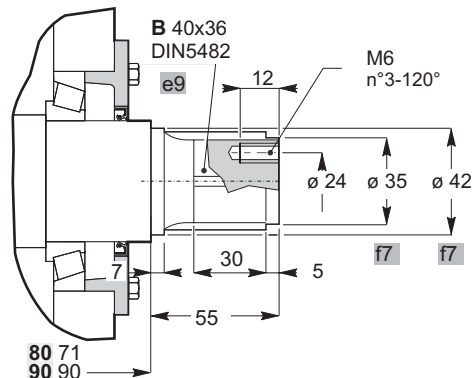
					Profilo scanalato Splined profile Keilprofil												
	F	C	F	C	C	F	Sc	Z	mn	$\alpha$	dc (f7)	Sp					
132 150 170 190					Look Drawing	63	60	35 x 31 DIN 5482				Look Drawing					
							71	35 x 31 DIN 5482									
							80	40 x 36 DIN 5482									
80 100 125 140 160 180					Look Drawing	90	90	40 x 36 DIN 5482				Look Drawing					
							100	40 x 36 DIN 5482									
							125	58 x 53 DIN 5482									
							140	58 x 53 DIN 5482									
							160	70 x 64 DIN 5482									
63 71 90 112					Look Drawing	125	90	70 x 64 DIN 5482				Look Drawing					
							132	121	69.3	69	FIAT 70		26	2.58	30°	70	25
							140	122	69.3	69	FIAT 70		26	2.58	30°	70	25
							150	137	79.3	69	FIAT 80		27	2.82	30°	80	20
							160	151	94.3	74	FIAT 95		31	2.97	30°	95	25
							170	151	94.3	74	FIAT 95		31	2.97	30°	95	25
							180	170	104.4	79	D. 105 DIN 5480		34	3	30°	106	25

63-71



**FF** - Kit fornito su richiesta  
Kit available on request  
Auf Anfrage lieferbares Kit

80-90



**FF** - Kit fornito su richiesta  
Kit available on request  
Auf Anfrage lieferbares Kit

<p><b>100-112</b></p>	<p>B 58x53 DIN5482</p> <p>M10 n°3-120°</p> <p>100 77.5 112 105</p>	<p>FF - Kit fornito su richiesta Kit available on request Auf Anfrage lieferbares Kit</p>
<p><b>125</b></p>	<p>B 70x64 DIN5482</p> <p>M10 n°3-120°</p> <p>125 90</p>	<p>FF - Kit fornito su richiesta Kit available on request Auf Anfrage lieferbares Kit</p>
<p><b>132-140-150 160-170 180-190</b></p>	<p>Sc</p> <p>d</p> <p>f</p> <p>de</p> <p>dc</p> <p>Sp</p> <p>C</p> <p>F</p>	<p>FF - Kit fornito su richiesta Kit available on request Auf Anfrage lieferbares Kit</p>

C







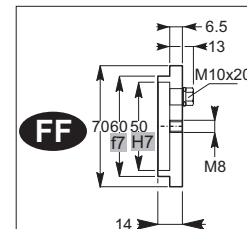
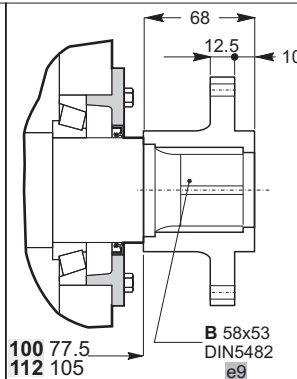
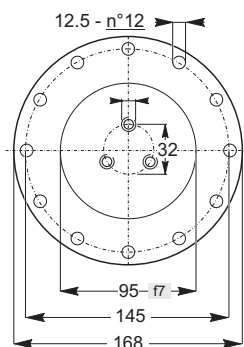


1.8.1 - ALBERI LENTI

1.8.1 - OUTPUT SHAFT

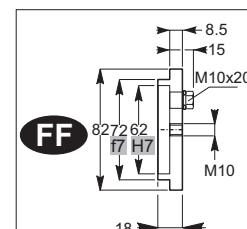
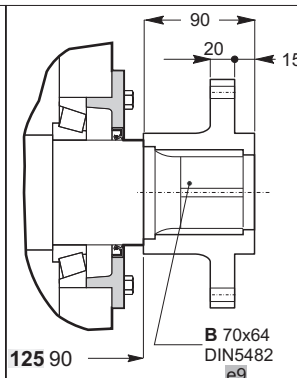
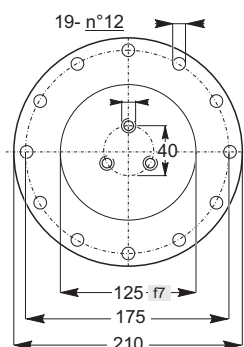
1.8.1 - ABTRIEBSWELLEN

**100-112**



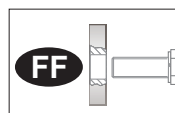
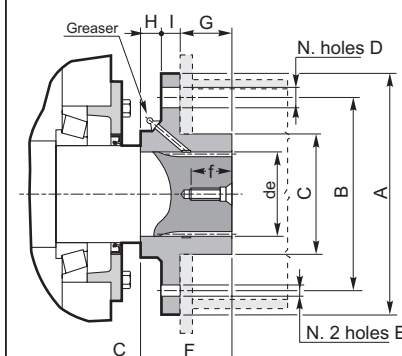
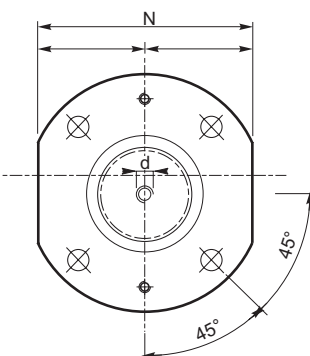
**FF** - Kit fornito su richiesta  
Kit available on request  
Auf Anfrage lieferbares Kit

**125**



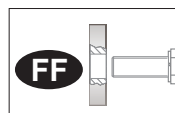
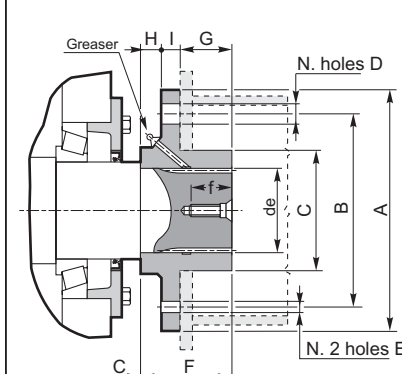
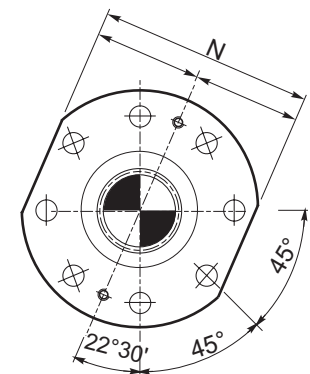
**FF** - Kit fornito su richiesta  
Kit available on request  
Auf Anfrage lieferbares Kit

**132-140-150**



**FF** - Kit fornito su richiesta  
Kit available on request  
Auf Anfrage lieferbares Kit

**160-170  
180-190**



**FF** - Kit fornito su richiesta  
Kit available on request  
Auf Anfrage lieferbares Kit



1.9 OPT - ACC. - Accessori - Opzioni

1.9 OPT - ACC. - Accessories - Options

1.9 OPT-ACC.Zubehör - Optionen

**BRS\_VKL**

**BRS\_VKL - BRACCIO DI REAZIONE**

Per il fissaggio del riduttore mediante tirante, viene fornito in allegato l'apposito braccio di reazione con boccia Vulkolan di cui è possibile il montaggio nelle due posizioni "A" o "B".

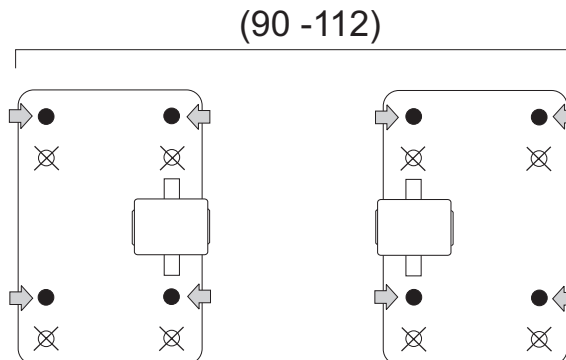
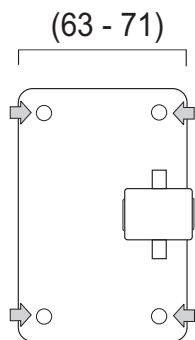
**BRS\_VKL - TORQUE ARM**

If the gearbox shall be shaft mounted as an extra part there is also available a torque arm with Vulkolan bushing, position "A" or "B".

**BRS\_VKL - DREHMOMENTSTÜTZE**

Soll das Getriebe pendelnd gelagert werden, so ist als Zubehörteil auch eine Drehmomentstütze mit Vulkolan-Lagerbuchse erhältlich, Montageposition "A" oder "B".

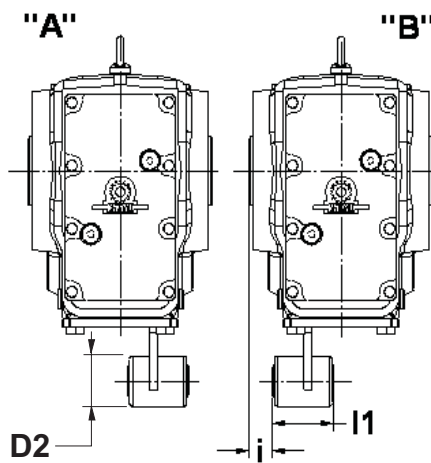
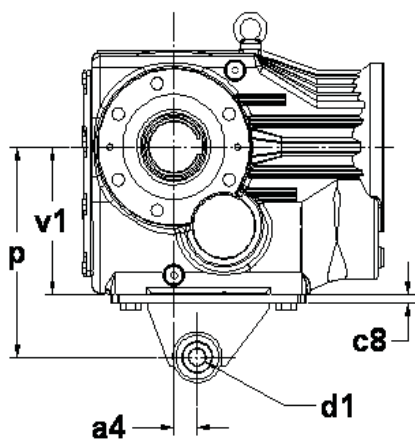
**63 - 71 - 90 - 112**



N.B.  
Per il fissaggio del braccio di reazione al corpo fare riferimento C 39-41-43.

N.B.  
To assembly torque arm look C 39-41-43

N.B.  
Für die drehmomentstütze befestigen sehen sie zeichnung C 39-41-43.



	a4	c8	D2	i	p	v1	d1	l1	viti
<b>63</b>	23.5	6	36	20	140	100	10 ± 0.1	34	N° 4TE M10x30 + N° 4 DADI
<b>71</b>	30	6	36	20	160	112	10 ± 0.1	34	N° 4TE M10x25
<b>90</b>	45	8	48	25	200	140	16 ± 0.1	56	N° 4TE M12x25
<b>112</b>	52.5	10	48	25	250	180	16 ± 0.1	56	N° 4TE M16x30



1.9 OPT - ACC. - Accessori - Opzioni

1.9 OPT - ACC. - Accessories - Options

1.9 OPT-ACC.Zubehör - Optionen

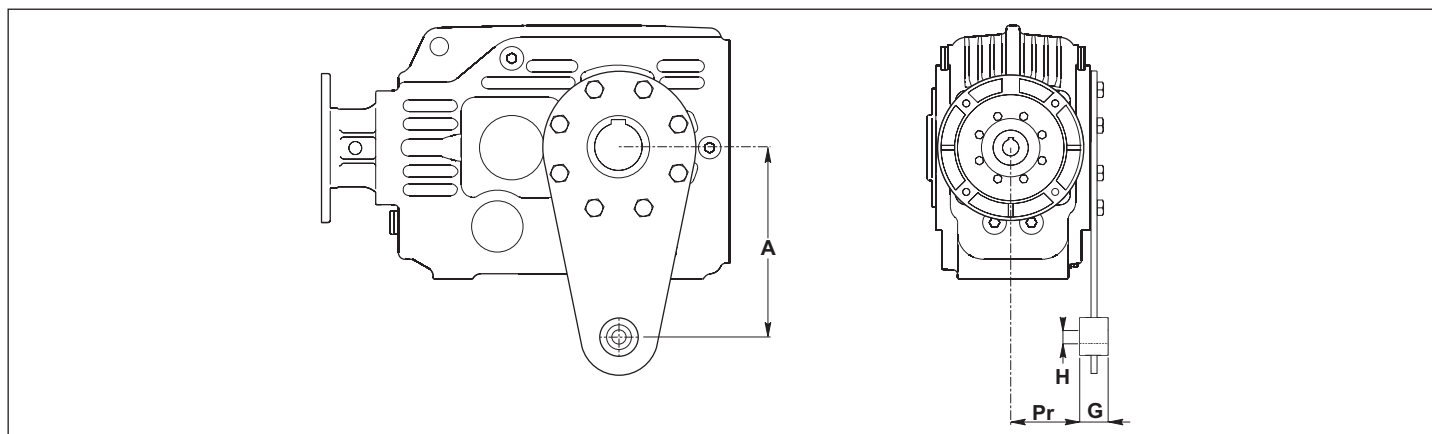
**BRS\_VKL**

BRS\_VKL - BRACCIO DI REAZIONE

BRS\_VKL - TORQUE ARM

BRS\_VKL - DREHMOMENTSTÜTZE

80 - 100 - 125 - 140 - 160 - 180



	A	G	H	Pr
80	200	25	20	49
100	200	25	20	61
125	250	30	25	69
140	300	35	35	91
160	450	35	35	132.5
180	450	35	35	152.5

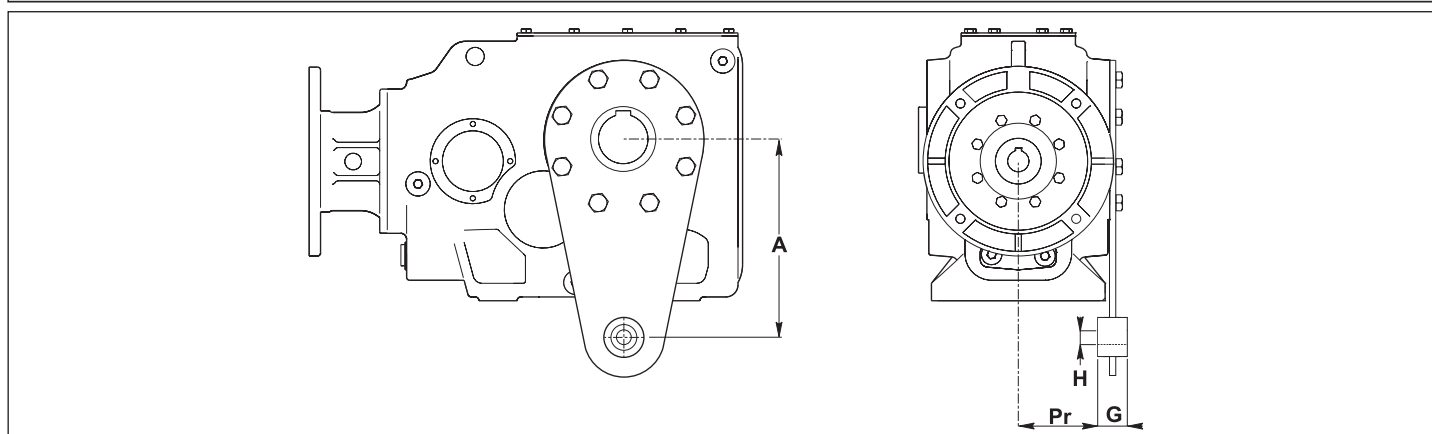
**BRS\_VKL**

BRS\_VKL - BRACCIO DI REAZIONE

BRS\_VKL - TORQUE ARM

BRS\_VKL - DREHMOMENTSTÜTZE

132 - 150 - 170 - 190



	A	G	H	Pr
132	300	30	25	108
150	350	30	25	120.5
170	450	35	35	132.5
190	450	35	35	152.5



1.9 OPT - ACC. - Accessori - Opzioni

1.9 OPT - ACC. - Accessories - Options

1.9 OPT - ACC. Zubehör - Optionen

**AL**

**AL - ALBERO LENTO SPORGENTE**

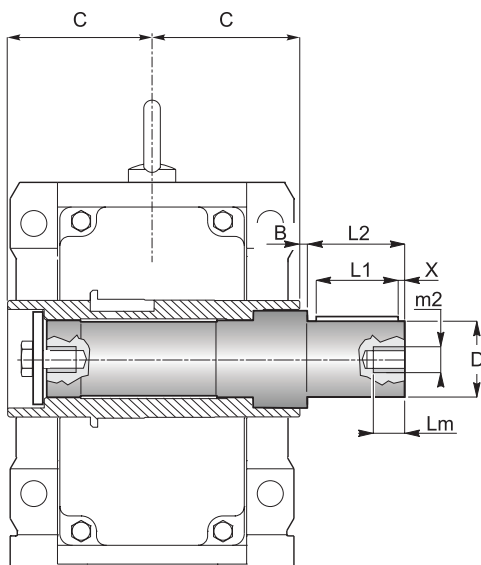
**AL - SINGLE OUTPUT SHAFTS**

**AL - EINSEITIGE ABTRIEBSWELLEN**

Tutti i riduttori sono forniti con albero lento cavo. A richiesta, possono essere forniti kit di montaggio per alberi sporgenti comprensivi di linguette, rondelle e viti di fissaggio. Le dimensioni delle linguette sono conformi alle norme UNI 6604-69.

All gearboxes are supplied with hollow output shaft. On request there are available also assembly kits including output shafts, keys, washers and assembly screws. The dimensions of the keys are conform with UNI 6604-69.

Alle Getriebe werden mit Abtriebshohlwelle geliefert. Auf Anfrage sind auch Montagekits inklusive Abtriebswellen, Paßfedern, Unterlegscheiben und Montageschrauben erhältlich. Die Abmessungen der Paßfedern sind conform mit der UNI 6604-69.



	B	C	D g6	m <sub>2</sub>	L <sub>1</sub>	L <sub>2</sub>	L <sub>m</sub>	X
<b>63*</b>	1	60	30	M10	50	60	25	5
<b>71*</b>	1	75	35	M10	60	70	25	5
<b>90*</b>	1	90	40	M10	70	80	25	5
<b>112*</b>	1	105	50	M12	90	100	32	5

\* ATTENZIONE

L'albero lento sporgente è fornito per essere installato sulla versione del riduttore con albero **CAVO** con diametro **STANDARD**.

\*ATTENTION

The output shaft is available only for standard hollow shaft diameter.

Achtung:

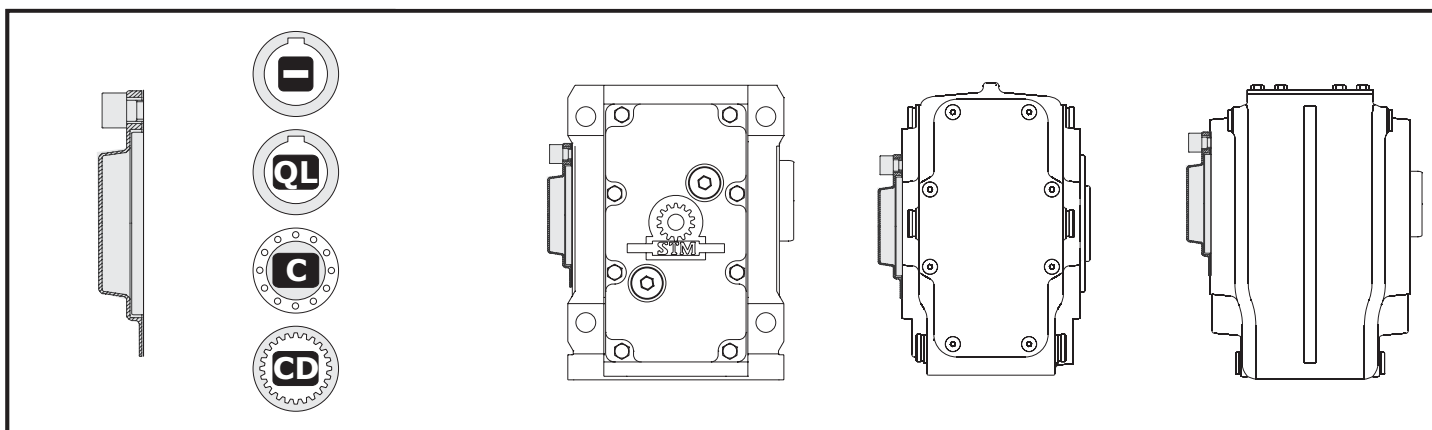
Die Einseitige Abtriebswelle wird fuer die Montage bei Getrieben mit Standart Hohlwelle geliefert.

**PROT**

**PROT. - Coperchio di protezione**

**PROT. - Protection cover**

**PROT - Schutzvorrichtungdeckel**

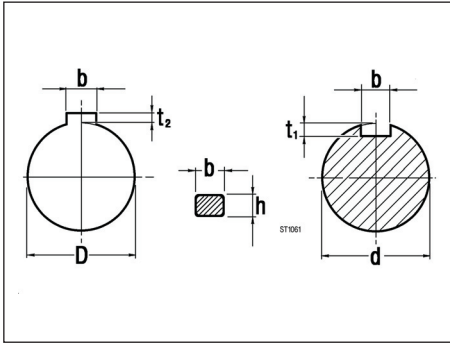




1.10 Linguette

1.10 Keys

1.10 Paßfedern



Albero entrata  
Input shaft  
Antriebswelle

Albero uscita  
Output shaft  
Abtriebswelle

d	bxh	t1	
16	5x5	3	0/ +0.1
19	6x6	3.5	
24	8x7	4	0/ +0.2
28	8X7	4	
32	10X8	5	
35	10X8	5	
40	12X8	5	
50	14X9	5.5	

D	bxh	t2	
25	8x7	3.3	0/ +0.2
28	8x7	3.3	
30	8x7	3.3	
32	10x8	3.3	
35	10x8	3.3	
40	12x8	3.3	
42	12x8	3.3	
45	14x9	3.8	
48	14x9	3.8	
50	14x9	3.8	
55	16x10	4.3	
60	18X11	4.4	
70	20X12	4.9	
80	22X14	5.4	
90	25X14	5.4	
100	28X16	6.4	



